

*Faith and Life Series*  
*Parish Lesson Plans*

*Grade 1*  
*Our Heavenly Father*

*Third Edition*

OUR HEAVENLY FATHER  
*Parish Lessons*

Faith and Life Series  
Third Edition

**BOOK ONE**

Ignatius Press, San Francisco



# Heaven / Sign of the Cross / Mass

## PREPARATION

**Prayer:** Glory Be -  
 ST p. 129

**Scripture:** 1 Corinthians  
 2:9 - ST p. 11

**Sacred art:** *Dance of the  
 Angels and the Just in  
 Paradise (detail)* - ST p. 10

## PROCLAMATION

God desires to have us with Him in Heaven. When Jesus died on the Cross, He opened the gates of Heaven so we could be with God forever.

## EXPLANATION


- **Heaven is God’s home, the place of perfect happiness.**
  - Heaven: Develop # 1, 2, 3 - TM p. 14
  - Heaven: Heaven - TM p. 15
- **The earth is our temporary home. Heaven is our true home where we will be with God forever.**
  - With God in Heaven: Develop # 1, 2 - TM p. 16
  - Forever: Develop # 5 - TM p. 16
- **The Sign of the Cross reminds us of who God is and what Jesus did to open the gates of Heaven for us.**
  - Sign of the Cross: Develop # 1, 3 - TM p. 18
  - Activity - AB p. 7
- **Mass is a foretaste of Heaven.**
  - Who is at Mass: Develop # 2 - TM p. 20

## APPLICATION

- *Reinforce # 3* - TM p. 16
- *Conclude # 2* - TM p. 18
- During your prayers this week remember to thank Jesus for opening the gates of Heaven.
- Tell your parents that you learned that God wants us to be happy with Him forever in Heaven.

## CELEBRATION

- Saint: Saint Thérèse of Lisieux - TM p. 17 /  
 Saint Benedict and the Sign of the Cross - TM p. 21
- Song: Our Father - Adoremus Hymnal p. 85
- Student reading for next lesson: Chapters 3 & 4 - ST pp. 14-21
- Concluding prayer: Thank Jesus for opening the gates of Heaven so that we can be with God forever. Pray the Our Father. - ST p. 128



- Teacher’s Manual (TM):**  
 Chapter 2, pp. 13-24  
 (Lessons 1-4)
- Student Textbook (ST):**  
 Chapter 2, pp. 10-13
- Activity Book (AB):**  
 Chapter 2, pp. 5-8

**Notes:** \_\_\_\_\_  
 \_\_\_\_\_  
 \_\_\_\_\_  
 \_\_\_\_\_  
 \_\_\_\_\_  
 \_\_\_\_\_  
 \_\_\_\_\_  
 \_\_\_\_\_  
 \_\_\_\_\_  
 \_\_\_\_\_  
 \_\_\_\_\_  
 \_\_\_\_\_

# Creator / Angels / Body & Soul

## PREPARATION

Prayer: Glory Be -  
ST p. 129

**Scripture:** Wisdom 11:24  
- ST p. 15 / Psalms 91:11  
- ST p. 19

**Sacred art:** Creation of  
the Animals - ST p. 14 /  
Tobit and Angel - ST p. 18

## PROCLAMATION

God is the Creator and He created us with a body and soul.  
He created us out of love to know, love, and serve Him.

## EXPLANATION


- God is everywhere, all powerful, all knowing, and all good.
  - Everywhere: *Develop # 1 - TM p. 26*
  - All powerful: *Develop # 2 - TM p. 26*
  - All knowing: *Develop # 3 - TM p. 26*
  - All good: *Develop # 4 - TM p. 26*
- God is our Creator.
  - Creator: *Develop # 1, 2 - TM p. 28*
  - Creator: *Develop # 1, 3 - TM p. 30*
- God created the angels and gives each of us a guardian angel.
  - Angels: *Develop # 1, 2, 3 - TM p. 32*
  - Guardian angels: *Develop # 1, 2 - TM p. 44*
- God created us with a body and soul to know, love, and serve Him.
  - Body: *Begin & Develop # 1, 2, 3 - TM p. 38*
  - Soul: *Develop # 1, 5 - TM p. 40*
  - Know, love, and serve God: *Develop # 3 - TM p. 42*

## APPLICATION

- Do you ever think about God being everywhere, knowing all things, and being good in every way?
- **Reinforce # 1 - TM p. 42**
- Pray to your guardian angel asking him for protection from danger and evil.
- When you pray each day thank God for giving you a guardian angel.
- God created each of us with a body and soul. What are some things we could not do without our bodies? (Example answers include: see, touch, taste, hear, smell, play sports, talk, etc.) What are some things we could not do without our souls? (Example answers include: think, understand, love, remember, etc.)
- During your prayers this week remember to thank God for giving you a guardian angel.
- Tell your parents that you learned that God wants us to know, love, and serve Him.

## CELEBRATION

- Saint: Saint Thérèse and the Little Way - **TM p. 43**
- Song: All creatures of our God and King - **Adoremus Hymnal # 600**
- Student reading for next lesson: Chapters 5 & 6 - **ST pp. 22-29**
- Concluding prayer: Thank God for the gift of your body and soul, and for your guardian angel who protects you. Pray the Our Father. - **ST p. 128**



- Teacher's Manual (TM):**  
Chapter 3, pp. 25-36  
(Lessons 1-4) /  
Chapter 4, pp. 37-50  
(Lessons 1-4)
- Student Textbook (ST):**  
Chapter 3, pp. 14-17 /  
Chapter 4, pp. 18-21
- Activity Book (AB):**  
Chapter 3, pp. 9-12 /  
Chapter 4, pp. 13-16

Notes: \_\_\_\_\_

---



---



---



---



---



---



---



---



---



---

## Adam & Eve / Grace / Original Sin / Promise of a Savior

### ■ PREPARATION

**Prayer:** Glory Be -  
ST p. 129

**Scripture:** Genesis 1:26 -  
ST p. 23 / Romans 5:12  
- ST p. 27

**Sacred art:** *Earthly Paradise (detail)* - ST p. 22 /  
*Annunciation (detail)*  
- ST p. 26

### ■ PROCLAMATION

God created Adam and Eve and gave them the gift of grace so that they could live with Him forever. Adam and Eve sinned and because of Original Sin the gates of Heaven were closed.

### ■ EXPLANATION


- God created Adam and Eve and gave them many gifts including the gift of grace.
  - Garden of Eden: *Develop # 1 - TM p. 52*
  - Harmony of nature: *Develop # 1 - TM p. 54*
  - Stewardship: *Develop # 3, 4 - TM p. 54*
  - Grace: *Develop # 1, 2, 3, 5 - TM p. 56*
  - Grace: *Develop # 2 - TM p. 58*
  - Descendants of Adam and Eve: *Develop # 3 - TM p. 58*
- Adam and Eve sinned and lost the fullness of God's gifts.
  - The Fall: *Develop # 1, 3 - TM p. 64*
  - Consequence of the Fall: *Develop # 1, 2 - TM p. 66*
  - Loss of grace: *Begin & Develop # 2, 3, 4 - TM p. 68*
- God promised to send a Savior to open the gates of Heaven.
  - Promise of a Savior: *Develop # 1, 2, 3 - TM p. 70*

### ■ APPLICATION

- *Reinforce # 2 - TM p. 66*
- Ask God for the grace you need to obey Him each day.
- *Reinforce # 1 - TM p. 70*
- During your prayers this week remember to thank God for fulfilling His promise to send a Savior.
- Tell your parents that you learned that God sent His Son to be our Savior.

### ■ CELEBRATION

- Song: On this day, the first of days - **Adoremus Hymnal # 610**
- Student reading for next lesson: Chapter 7 - **ST pp. 30-32**
- Concluding prayer: Thank God for sending His Son as our Savior. Pray the Our Father. - **ST p. 128**



- Teacher's Manual (TM):**  
Chapter 5, pp. 51-62  
(Lessons 1-4) / Chapter 6,  
pp. 63-74 (Lessons 1-4)
- Student Textbook (ST):**  
Chapter 5, pp. 22-25 /  
Chapter 6, pp. 26-29
- Actiity Book (AB):**  
Chapter 5, pp. 17-20 /  
Chapter 6, pp. 21-24

Notes: \_\_\_\_\_

---



---



---



---



---



---



---



---



---



---



# Moses / Ten Commandments / John the Baptist

## ■ PREPARATION

**Prayer:** Glory Be -  
 ST p. 129

**Scripture:** Psalm 119:72 -  
 ST p. 33

**Sacred art:** *Story of Moses* - ST p. 33

## ■ PROCLAMATION

God sent prophets to prepare the people for the coming of the Savior.

## ■ EXPLANATION


- The prophets were holy men who prepared people for the coming of the Savior.
  - Prophets: *Develop* # 1, 2, 3 - **TM p. 88**
- Moses was the first prophet and through him God gave us the Ten Commandments.
  - Moses: *Develop* # 1, 2, 4 - **TM p. 90**
  - Ten Commandments: *Develop* # 2, 3, 5 - **TM p. 92**
  - Activity - **AB p. 31**
- John the Baptist was the last prophet and he prepared the people for the Savior.
  - John the Baptist: *Develop* # 1, 2 - **TM p. 94**

## ■ APPLICATION

- *Conclude* # 1 - **TM p. 88**
- *Reinforce* # 1 - **TM p. 94**
- God gave us the Ten Commandments because He loves us. What rules do you have at home that show how much your parents love you?
- During your prayers this week remember to thank God for giving us the Ten Commandments so that we can know how to be good.
- Tell your parents that you learned that John the Baptist was the last prophet before Jesus.

## ■ CELEBRATION

- Song: O come, O come, Emmanuel - **Adoremus Hymnal # 301**
- Student reading for next lesson: Chapter 9 - **ST pp. 36-39**
- Concluding prayer: Thank God for giving us the Ten Commandments and the prophets. Pray the Our Father. - **ST p. 128**



- Teacher's Manual (TM):**  
 Chapter 8, pp. 87-100  
 (Lessons 1-4)
- Student Textbook (ST):**  
 Chapter 8, pp. 33-35
- Activity Book (AB):**  
 Chapter 8, pp. 29-32

Notes: \_\_\_\_\_

---

---

---

---

---

---

---

---

---

---

---

---

---

---

---

---

---

---

---

---

---

---

---

---

---

---





# Nativity / True God & True Man / Wise Men

## ■ PREPARATION

**Prayer:** Our Father  
- ST p. 128

**Scripture:** Luke 2:12 -  
ST p. 41 / Matthew 2:2 -  
ST p. 45

**Sacred art:** *Nativity* - ST  
p. 40 / *Adoration of the  
Magi* - ST p. 44

## ■ PROCLAMATION

Jesus Christ, our Lord and Savior, was born to save the world from sin and to open the gates of Heaven.

## ■ EXPLANATION


- Jesus was born in a stable in great humility.
  - Travels of the Holy Family: *Develop # 1, 3* - **TM p. 114**
  - Shepherds: *Develop # 1, 4* - **TM p. 116**
- Jesus is true God and true man and was born to save the world from sin and to open the gates of Heaven.
  - True God and true man: *Develop # 1, 2, 3* - **TM p. 118**
  - Mission of the Savior: *Begin & Develop # 5* - **TM p. 118**
  - Christmas: *Develop # 1, 5* - **TM p. 120**
  - Wise men: *Develop # 1, 2, 6* - **TM p. 126**
- Jesus is truly present in the Blessed Sacrament.
  - Visiting Jesus: *Develop # 1, 2* - **TM p. 128**
- Each person should offer his gifts and do his best for Jesus.
  - Gifts for Jesus: *Develop # 3* - **TM p. 130**
  - Gifts for Jesus: *Develop # 1, 2, 3, 4, 5* - **TM p. 132**

## ■ APPLICATION

- Why do you think Jesus chose to be born in a stable?
- In what way are we and can we become more like the shepherds who came to adore Jesus?
- Ask your parents to take you to spend some time with Jesus in the Blessed Sacrament.
- The next time you are having fun with your family, offer this time of joy up to Jesus as a gift.
- During your prayers this week remember to thank Jesus for becoming man so that we can go to Heaven.
- Tell your parents that you learned that your love for Jesus is a gift you can give Him every day.

## ■ CELEBRATION

- Saint: Saint Francis and the Nativity Scene - **TM p. 117** / Saint Nicholas and Santa Claus - **TM p. 121**
- Song: Away in a Manger - **Adoremus Hymnal # 336**
- Student reading for next lesson: Chapters 12 & 13 - **ST pp. 48-55**
- Concluding prayer: Thank Jesus for becoming man to save us from our sins. Pray the Hail Mary. - **ST p. 129**



- Teacher's Manual (TM):**  
Chapter 10, pp. 113-124 (Lessons 1-4) /  
Chapter 11, pp. 125-136 (Lessons 1-4)
- Student Textbook (ST):**  
Chapter 10, pp. 40-43 /  
Chapter 11, pp. 44-47
- Activity Book (AB):**  
Chapter 10, pp. 37-40 /  
Chapter 11, pp. 41-44

Notes: \_\_\_\_\_

\_\_\_\_\_

\_\_\_\_\_

\_\_\_\_\_

\_\_\_\_\_

\_\_\_\_\_

\_\_\_\_\_

\_\_\_\_\_

\_\_\_\_\_

\_\_\_\_\_

# Childhood of Jesus / Jesus' Public Life / Apostles / Pope, Bishops, & Priests

## ■ PREPARATION

**Prayer:** Our Father  
- ST p. 128

**Scripture:** Luke 2:52  
- ST p. 49 / Matthew 11:1  
- ST p. 53

**Sacred art:** *St. Joseph the Carpenter* - ST p. 48 /  
*Calling of Sts. Peter and Andrew (detail)* - ST p. 52

## ■ PROCLAMATION

We should follow the example of Jesus' simple, humble life.  
We can learn from Him, love Him, and teach others about Him.

## ■ EXPLANATION

- Jesus led a simple, humble life in Nazareth.
  - The Presentation: *Develop # 1* - **TM p. 138**
  - Flight into Egypt and return: *Develop # 2, 3* - **TM p. 138**
  - Saint Joseph: *Begin & Develop # 3* - **TM p. 140**
  - Holy Family: *Begin & Develop # 2, 3* - **TM p. 142**
- Everyone should follow the example of Jesus.
  - Jesus as our model: *Develop # 1, 5* - **TM p. 144**
  - Jesus as teacher: *Develop # 2, 4* - **TM p. 152**
  - Jesus loves children: *Develop # 1* - **TM p. 154**
- The Apostles lived with and learned from Jesus and then carried on His work on earth.
  - Apostles: *Develop # 1, 3, 4* - **TM p. 156**
- The Pope and bishops are the successors of the Apostles and carry on their work. We can be little apostles of Jesus by behaving as He would, by knowing and loving Him, and by teaching others about Him.
  - Pope, bishops, and priests: *Begin & Develop # 2, 3* - **TM p. 158**
  - Little apostles of Jesus: *Develop # 4* - **TM p. 158**

## ■ APPLICATION

- In what ways can you imitate Jesus when He lived at home?
- Ask God for the grace to imitate Jesus by knowing Him through what He teaches and by doing His will.
- Pray that God will continue to protect the Pope and your bishop.
- During your prayers this week remember to thank God for the Pope, your bishop, and your parish priest(s).
- Tell your parents that you learned that the Pope and bishops are the successors of the Apostles.

## ■ CELEBRATION

- Saint: Saint Joseph the Worker - **TM p. 141** / Saint Dominic Savio - **TM p. 155** / Saint Maria Goretti - **TM p. 155** / Saint Matthias - **TM p. 159**
- Song: To Jesus Christ, our sov'reign King - **Adoremus Hymnal # 480**
- Student reading for next lesson: Chapters 14 & 15 - **ST pp. 56-63**
- Concluding prayer: Thank God for the Pope, our bishop, and our priest(s). Pray the Hail Mary. - **ST p. 129**



- Teacher's Manual (TM):**  
Chapter 12, pp. 137-150 (Lessons 1-4) /  
Chapter 13, pp. 151-162 (Lessons 1-4)
- Student Textbook (ST):**  
Chapter 12, pp. 48-51 /  
Chapter 13, pp. 52-55
- Activity Book (AB):**  
Chapter 12, pp. 45-48 /  
Chapter 13, pp. 49-52

Notes: \_\_\_\_\_

\_\_\_\_\_

\_\_\_\_\_

\_\_\_\_\_

\_\_\_\_\_

\_\_\_\_\_

\_\_\_\_\_

\_\_\_\_\_

\_\_\_\_\_

\_\_\_\_\_

# Good News / Bible / Miracles

## PREPARATION

**Prayer:** Our Father  
 - ST p. 128

**Scripture:** Matthew 19:14  
 - ST p. 57 / Matthew  
 14:33 - ST p. 61

**Sacred art:** *Sermon on the Mount and the Healing of the Lepers (detail)* - ST p. 56 /  
*Jesus Healing the Blind Man of Jericho (detail)* - ST p. 60

## PROCLAMATION

God wants everyone to live with Him forever in Heaven. This Good News can be found in the Bible, which is God's Word. Jesus performs miracles that show that He is the Son of God.

## EXPLANATION


- God wants everyone to live with Him forever in Heaven.
  - Good News: *Develop # 4* - **TM p. 164**
- Jesus teaches the Good News by word and deed, which everyone can learn from the Bible.
  - Jesus teaches the Good News: *Develop # 1, 3* - **TM p. 166**
  - Bible: *Begin & Develop # 1, 3* - **TM p. 168**
  - God's Word at Mass: *Develop # 1, 2* - **TM p. 170**
- Jesus performed miracles that show He is the Son of God and that He loves all people.
  - Jesus fed five thousand: *Develop # 1, 3* - **TM p. 176**
  - Why Jesus performed miracles: *Develop # 5* - **TM p. 176**
  - Eucharist: *Develop # 6* - **TM p. 176**
  - Jesus calmed the storm: *Develop # 1, 2, 5* - **TM p. 178**
  - Jesus healed the sick: *Develop # 1, 3, 4* - **TM p. 180**
  - Jesus wants us to ask Him for help: *Develop # 5* - **TM p. 180**
  - Jesus heals us, body and soul: *Develop # 1, 3, 4* - **TM p. 182**

## APPLICATION

- Ask your parents to help you read about the Good News in your family Bible.
- Think about Jesus' miracles. How do they show that He is God? How do they show His love?
- Pay special attention to the great miracle that happens at Mass. The bread and wine become the Body and Blood of Christ.
- During your prayers this week remember to thank Jesus for all of His miracles, especially the miracle of the Eucharist.
- Tell your parents that you learned that you can learn the Good News of Jesus by reading the Bible.

## CELEBRATION

- Saint: Saint Anthony of Padua - **TM p. 181**
- Song: Jesus, my Lord, my God, my all! - **Adoremus Hymnal # 516**
- Student reading for next lesson: Chapter 16 - **ST pp. 64-67**
- Concluding prayer: Thank Jesus for all of His miracles, especially the miracle of the Eucharist. Pray the Hail Mary. - **ST p. 129**



- Teacher's Manual (TM):**  
 Chapter 14, pp. 163-174 (Lessons 1-4) /  
 Chapter 15, pp. 175-186 (Lessons 1-4)
- Student Textbook (ST):**  
 Chapter 14, pp. 56-59 /  
 Chapter 15, pp. 60-63
- Activity Book (AB):**  
 Chapter 14, pp. 53-56 /  
 Chapter 15, pp. 57-60

Notes: \_\_\_\_\_

\_\_\_\_\_

\_\_\_\_\_

\_\_\_\_\_

\_\_\_\_\_

\_\_\_\_\_

\_\_\_\_\_

\_\_\_\_\_

\_\_\_\_\_

\_\_\_\_\_

\_\_\_\_\_



# Eucharist / Real Presence

## ■ PREPARATION

**Prayer:** Our Father  
- ST p. 128

**Scripture:** John 17:26  
- ST p. 69

**Sacred art:** *The Last Supper* - ST p. 68

## ■ PROCLAMATION

Jesus fulfilled His promise to remain with the Church for all time by instituting the Eucharist. The Eucharist is the source and summit of the Christian life.

## ■ EXPLANATION


- Jesus promised to remain with the Church for all time.  
– Last Supper: *Develop # 1, 2, 4 - TM p. 202*
- The Apostles received from Christ the power to change bread and wine into the Body and Blood of Jesus.  
– Jesus gives His Apostles power: *Begin & Develop # 1, 3, 4 - TM p. 204*
- The Eucharist is the source and summit of Christian life.  
– Jesus' gift of self: *Begin & Develop # 1, 3 - TM p. 206*  
– Activity - **AB p. 67**
- We call Jesus' presence in the Eucharist the Real Presence of Jesus.  
– Transubstantiation: *Begin & Develop # 1 - TM p. 208*  
– Tabernacle: *Develop # 2 - TM p. 208*

## ■ APPLICATION

- When the priest holds up the Blessed Sacrament at Mass, remember that it is Jesus. Speak to Him when He is present to you in this special way at this moment.
- Conclude # 1 - **TM p. 209**
- During your prayers this week remember to thank Jesus for remaining with His Church for all time.
- Tell your parents that you learned that Jesus is really present in the Eucharist.

## ■ CELEBRATION

- Saint: John, the Beloved Disciple - **TM p. 207** / Saint Gemma Galgani - **TM p. 209** / Saint Tarsicius - **TM p. 209**
- Song: O Jesus, we adore thee - **Adoremus Hymnal # 517**
- Student reading for next lesson: **Chapter 18 - ST pp. 72-75**
- Concluding prayer: Thank Jesus for remaining with His Church for all time. Pray the Hail Mary. - **ST p. 129**



- Teacher's Manual (TM):**  
Chapter 17, pp. 201-212  
(Lessons 1-4)
- Student Textbook (ST):**  
Chapter 17, pp. 68-71
- Activity Book (AB):**  
Chapter 17, pp. 65-68

**Notes:** \_\_\_\_\_  
\_\_\_\_\_  
\_\_\_\_\_  
\_\_\_\_\_  
\_\_\_\_\_  
\_\_\_\_\_  
\_\_\_\_\_  
\_\_\_\_\_  
\_\_\_\_\_  
\_\_\_\_\_  
\_\_\_\_\_







# Church / Apostolic Succession / Hierarchy

## ■ PREPARATION

**Prayer:** *Our Father*  
- ST p. 128

**Scripture:** *Matthew 16:18*  
- ST p. 81

**Sacred art:** *Delivering the Keys of the Kingdom to St. Peter (detail)* - ST p. 80

## ■ PROCLAMATION

Jesus founded the Catholic Church to continue His work on earth. Jesus also established a hierarchy that is continued by apostolic succession.

## ■ EXPLANATION


- Jesus wanted His work to continue on earth after His Ascension so He founded the Catholic Church to give us His grace.
  - Continuing His work: Develop # 2, 4 - **TM p. 238**
  - Continuing His work: Develop # 1, 2 - **TM p. 240**
- Jesus established a hierarchy that is continued by apostolic succession.
  - Keys of the Kingdom: Develop # 3 - **TM p. 238**
  - Apostolic succession: Develop # 4 - **TM p. 242**
  - Apostolic succession: Develop # 2, 3 - **TM p. 244**
  - Four marks of the Church: Develop # 5 - **TM p. 242**
  - Activity - **AB p. 80**

## ■ APPLICATION

- Reinforce # 2 - **TM p. 240**
- Have you ever thought about a religious vocation? Pray that God will reveal His will for your life to you.
- Say a prayer for the Pope and the bishops who are the leaders of the Church on earth.
- During your prayers this week remember to thank God for giving us His Church to give us His grace.
- Tell your parents that you learned that there are four marks of Christ's Church.

## ■ CELEBRATION

- Song: The Church's one foundation - **Adoremus Hymnal # 560**
- Student reading for next lesson: Chapter 21 - **ST pp. 84-86**
- Concluding prayer: Thank God for giving us His Church to give us His grace. Pray the Hail Mary. - **ST p. 129**



- Teacher's Manual (TM):**  
Chapter 20, pp. 237-250  
(Lessons 1-4)
- Student Textbook (ST):**  
Chapter 20, pp. 80-83
- Activity Book (AB):**  
Chapter 20, pp. 77-80

Notes: \_\_\_\_\_

\_\_\_\_\_

\_\_\_\_\_

\_\_\_\_\_

\_\_\_\_\_

\_\_\_\_\_

\_\_\_\_\_

\_\_\_\_\_

\_\_\_\_\_

\_\_\_\_\_

\_\_\_\_\_

\_\_\_\_\_



# Pentecost / Holy Spirit / Gifts of the Holy Spirit

## ■ PREPARATION

**Prayer:** Hail Mary  
- ST p. 129

**Scripture:** Acts 2:4  
- ST p. 87

**Sacred art:** *The Pentecost*  
- ST p. 88

## ■ PROCLAMATION

The Holy Spirit descended on the Apostles and Mary, filled them with grace and love for God, and helped them to remember and understand all that Jesus taught them.

## ■ EXPLANATION


- The Apostles and Mary prayed for nine days before the descent of the Holy Spirit.  
– Prayer of the Apostles and Mary: *Develop # 1, 3 - TM p. 264*
- The Holy Spirit descended on the Apostles and Mary on Pentecost, filled them with grace, and helped the Apostles to remember and understand all that Jesus taught them.  
– The Holy Spirit descended on the feast of Pentecost: *Develop # 4 - TM p. 264*  
– Effects of the Holy Spirit on the Apostles: *Develop # 3, 5 - TM p. 266*  
– Activity - **AB p. 85**
- The Holy Spirit gave the Apostles the grace to do the work of God courageously.  
– The Apostles preach the Good News: *Develop # 1, 2, 3 - TM p. 268*  
– The Holy Spirit has work for us to do: *Develop # 5 - TM p. 268*
- The Holy Spirit gives life to the Church today.  
– The Holy Spirit acting in the Church: *Develop # 1, 2, 3 - TM p. 270*

## ■ APPLICATION

- What are some of the things you would have prayed for in the upper room? What are some things you would like to pray for now?
- Can you think of anybody you know or have read about, for example a saint, who was filled with the courage of the Holy Spirit?
- During your prayers this week remember to thank God for the gift of the Holy Spirit.
- Tell your parents that you learned that a novena is modeled on the nine days of prayer by the Apostles and Mary in the upper room.

## ■ CELEBRATION

- Song: Come, Holy Ghost, Creator blest - **Adoremus Hymnal # 443**
- Student reading for next lesson: Chapter 23 - **ST pp. 90-93**
- Concluding prayer: Thank God for the grace He gives us in the Holy Spirit. Pray the Glory Be. - **ST p. 129**



- Teacher's Manual (TM):**  
Chapter 22, pp. 263-274  
(Lessons 1-4)
- Student Textbook (ST):**  
Chapter 22, pp. 87-89
- Activity Book (AB):**  
Chapter 22, pp. 85-88

Notes: \_\_\_\_\_

\_\_\_\_\_

\_\_\_\_\_

\_\_\_\_\_

\_\_\_\_\_

\_\_\_\_\_

\_\_\_\_\_

\_\_\_\_\_

\_\_\_\_\_

\_\_\_\_\_

\_\_\_\_\_

\_\_\_\_\_

# The Blessed Trinity

## ■ PREPARATION

**Prayer:** Hail Mary  
- ST p. 129

**Scripture:** Matthew 28:19  
- ST p. 91

**Sacred art:** *La Disputa*  
(detail) - ST p. 90

## ■ PROCLAMATION

There are three Divine Persons in the one true God.

## ■ EXPLANATION


- There are three Divine Persons in the one true God.
  - Three Persons: *Develop # 1, 3* - **TM p. 276**
  - Activity - **AB p. 89**
  - Three Persons: *Develop # 1, 4, 5, 6* - **TM p. 278**
  - Family is an image of the Trinity: *Begin* - **TM p. 280**
  - Mystery: *Develop # 1, 2* - **TM p. 280**
  - Sign of the Cross: *Develop # 6* - **TM p. 282**
  - Activity - **AB p. 92**

## ■ APPLICATION

- How is your family like God, the Blessed Trinity?
- Love your family as the Blessed Trinity loves by giving love to and receiving love from one another.
- During your prayers this week remember to thank God that you were baptized in His name and allowed to share in the life of the Trinity.
- Tell your parents that you learned that there are three Divine Persons in the one true God.

## ■ CELEBRATION

- Saint: Saint Patrick of Ireland - **TM p. 277**
- Song: All Hail, adored Trinity - **Adoremus Hymnal # 462**
- Student reading for next lesson: Chapters 24 & 25 - **ST pp. 94-101**
- Concluding prayer: Thank God that we were baptized in His name and now share in His own life, the life of the Trinity. Pray the Glory Be.  
- **ST p. 129**



- Teacher's Manual (TM):**  
Chapter 23, pp. 275-286  
(Lessons 1-4)
- Student Textbook (ST):**  
Chapter 23, pp. 90-93
- Activity Book (AB):**  
Chapter 23, pp. 89-92

**Notes:** \_\_\_\_\_

\_\_\_\_\_

\_\_\_\_\_

\_\_\_\_\_

\_\_\_\_\_

\_\_\_\_\_

\_\_\_\_\_

\_\_\_\_\_

\_\_\_\_\_

\_\_\_\_\_

\_\_\_\_\_

\_\_\_\_\_

\_\_\_\_\_

\_\_\_\_\_

\_\_\_\_\_

\_\_\_\_\_

\_\_\_\_\_

\_\_\_\_\_

\_\_\_\_\_

\_\_\_\_\_

\_\_\_\_\_

\_\_\_\_\_

\_\_\_\_\_

\_\_\_\_\_

# Baptism / Liturgy of the Word & Liturgy of the Eucharist

## ■ PREPARATION

**Prayer:** Hail Mary  
- ST p. 129

**Scripture:** Romans 6:4  
- ST p. 95

Matthew 4:4 - ST p. 99

## ■ PROCLAMATION

We receive God's life through the Sacrament of Baptism. We are called to respond to God with thanksgiving and prayer, especially during Mass.

## ■ EXPLANATION


- Original Sin means that we are born without sanctifying grace. Jesus died so that we could have sanctifying grace. We receive that grace through the Sacrament of Baptism.
  - Jesus paid for sin: *Develop # 1, 3 - TM p. 288*
  - Signs and symbols of Baptism: *Develop - TM p. 290*
  - Effects of Baptism: *Develop # 1 - TM p. 292*
- God gives us gifts out of love. Our response to God should be thanksgiving and prayer.
  - God's many gifts: *Develop # 1, 2 - TM p. 302*
  - Response to God: *Develop # 4 - TM p. 302*
  - God's gift at Mass: *Develop # 3 - TM p. 304*
  - Gift of the Eucharist: *Develop # 1, 5, 6 - TM p. 308*
- We especially respond to God in gratitude during the Mass.
  - Liturgy of the Word and Liturgy of the Eucharist: *Develop # 1, 4 - TM p. 306*

## ■ APPLICATION

- **Reinforce # 1 - TM p. 292**
- Ask your parents to tell you about your Baptism and to show you pictures, the garment you wore, or your baptismal candle.
- What are some ways you can thank God for all His wonderful gifts?
- During your prayers this week remember to thank God for the gift of the Mass.
- Tell your parents that you learned that we receive grace and forgiveness of sins in Baptism.

## ■ CELEBRATION

- Saint: Saint Vincent de Paul - **TM p. 303**
- Song: Sing praise to our Creator - **Adoremus Hymnal # 500**
- Student reading for next lesson: Chapter 26 - **ST pp. 102-105**
- Concluding prayer: Thank God for the gift of Himself given to us at Mass. Pray the Glory Be. - **ST p. 129**



- Teacher's Manual (TM):**  
Chapter 24, pp. 287-300 (Lessons 1-4) /  
Chapter 25, pp. 301-312 (Lessons 1-4)
- Student Textbook (ST):**  
Chapter 24, pp. 94-97 /  
Chapter 25, pp. 98-101
- Activity Book (AB):**  
Chapter 24, pp. 93-96 /  
Chapter 25, pp. 97-100

**Notes:** \_\_\_\_\_

\_\_\_\_\_

\_\_\_\_\_

\_\_\_\_\_

\_\_\_\_\_

\_\_\_\_\_

\_\_\_\_\_

\_\_\_\_\_

\_\_\_\_\_

\_\_\_\_\_

\_\_\_\_\_



## Discipleship / Prayer / Sacrifice

### ■ PREPARATION

**Prayer:** Hail Mary  
- ST p. 129

**Scripture:** 3 John 1:4  
- ST p. 107

**Sacred art:** *Christ's Entry into Jerusalem (detail)* -  
ST p. 106

### ■ PROCLAMATION

We follow Jesus, our model of perfection, by uniting our prayers and sacrificial love with Him.

### ■ EXPLANATION


- Jesus is our model of perfection. We follow Him to go to Heaven.
  - Following Jesus: *Develop # 1* - **TM p. 326**
  - Way of the Cross: *Develop # 4* - **TM p. 326**
  - Imitating Jesus: *Develop # 1, 3, 5* - **TM p. 328**
- Prayer is the lifting of one's heart and mind to God.
  - Prayer: *Begin & Develop # 1, 2, 4* - **TM p. 330**
- Love is sacrificial.
  - Sacrifice: *Begin & Develop # 3, 5* - **TM p. 332**
  - Activity - **AB p. 108**
  - Love: *Develop # 1, 2* - **TM p. 332**

### ■ APPLICATION

- Think of a way that you can follow Jesus more closely and do it.
- Make a sacrifice to show God that you love Him.
- During your prayers this week remember to thank God for the gift of prayer.
- Tell your parents that you learned that you can pray anytime, anywhere, and about anything.

### ■ CELEBRATION

- Song: Lift high the cross - **Adoremus Hymnal # 606**
- Student reading for next lesson: Chapter 28 - **ST pp. 110-112**
- Concluding prayer: Thank God for the gift of prayer. Pray the Glory Be. - **ST p. 129**



- Teacher's Manual (TM):**  
Chapter 27, pp. 325-336  
(Lessons 1-4)
- Student Textbook (ST):**  
Chapter 27, pp. 106-109
- Activity Book (AB):**  
Chapter 27, pp. 105-108

Notes: \_\_\_\_\_

\_\_\_\_\_

\_\_\_\_\_

\_\_\_\_\_

\_\_\_\_\_

\_\_\_\_\_

\_\_\_\_\_

\_\_\_\_\_

\_\_\_\_\_

\_\_\_\_\_

\_\_\_\_\_

# Communion of Saints / Last Things

## ■ PREPARATION

**Prayer:** Hail Mary  
- ST p. 129

**Scripture:** John 14:3  
- ST p. 111

**Sacred art:** *The Ascension of Christ (detail)*  
- ST p. 110

## ■ PROCLAMATION

God made us to know, love, and serve Him. God’s plan for man is to be united with Him forever in Heaven. At the end of the world our souls will be reunited with our bodies for all eternity.

## ■ EXPLANATION


- God made us to know, love, and serve Him.
  - Why we are here: *Begin & Develop # 1 - TM p. 338*
  - The saints know, love, and serve God: *Develop # 2, 3, 4, 7 - TM p. 338*
- God’s plan for man is to be united with Him forever in Heaven.
  - Forever: *Begin & Develop # 1 - TM p. 340*
  - Heaven: *Develop # 3 - TM p. 340*
- At the end of the world our souls will be reunited with our bodies for all eternity.
  - Body and soul: *Begin & Develop # 2, 4 - TM p. 342*
- To go to Heaven we must be in the state of grace when we die.
  - Grace: *Develop # 3 - TM p. 344*
  - Heaven: *Develop # 4, 5 - TM p. 344*

## ■ APPLICATION

- Ask Saint Joseph to pray that you may have a happy death.
- Learn something about your patron saint.
- Remember to pray for the souls in purgatory.
- During your prayers this week remember to thank God for the prayers of all in the communion of saints.
- Tell your parents that you learned that God made us to know, love, and serve Him.

## ■ CELEBRATION

- Song: Lo! He comes with clouds descending - **Adoremus Hymnal # 304**
- Concluding prayer: Thank God for the prayers of all in the communion of saints. Pray the Glory Be. - **ST p. 129**



- Teacher’s Manual (TM):**  
Chapter 28, pp. 337-350  
(Lessons 1-4)
- Student Textbook (ST):**  
Chapter 28, pp. 110-112
- Activity Book (AB):**  
Chapter 28, pp. 109-112

**Notes:** \_\_\_\_\_

\_\_\_\_\_

\_\_\_\_\_

\_\_\_\_\_

\_\_\_\_\_

\_\_\_\_\_

\_\_\_\_\_

\_\_\_\_\_

\_\_\_\_\_

\_\_\_\_\_

\_\_\_\_\_

\_\_\_\_\_