

Faith and Life Series
Parish Lesson Plans

Grade 2
Jesus Our Life

Third Edition

JESUS OUR LIFE
Parish Lessons

Faith and Life Series
Third Edition

BOOK TWO

Ignatius Press, San Francisco

Souls / Blessed Trinity

■ PREPARATION

Prayer: Glory Be
ST p. 175

Scripture: Psalm 36:7
- ST p. 7

Matthew 28:19 - ST p. 11

■ PROCLAMATION

God created us so that we could be one with Him in Heaven.
God gave us a human soul so that we could love as He loves.

■ EXPLANATION


- God, our Father in Heaven, wants us to be with Him in Heaven.
– Fathers: *Develop # 4, 5 - TM p. 2*
- God gives each of us a human soul which allows us to choose to love.
– Souls: *Develop # 1, 2, 4, 5 - TM p. 4*
– God cares for us and loves us: *Develop # 6 - TM p. 6*
- God gives us the Bible to help teach us how to get to Heaven.
– Parts of the Bible: *Develop # 3 - TM p. 8*
– Importance of the Bible: *Develop # 4, 7 - TM p. 8*
- The Blessed Trinity is three Persons in one God. Each of us is called to share in God's relationship of love.
– God has always existed: *Develop # 2 - TM p. 14*
– Trinity: *Develop # 3 - TM p. 16*
– Activity - **AB p. 6**
– Mystery: *Develop # 4, 5 - TM p. 20*

■ APPLICATION

- Think about what you need to do to become a saint.
- What does it mean to love as God loves?
- How is your family like the Blessed Trinity?
- Take care of your soul by praying every day.
- Imitate the Trinity by doing acts of kindness for your parents.

■ CELEBRATION

- Saint: Saint Thérèse of Lisieux - **TM p. 7** / Saint Thérèse and the Little Way - **TM p. 9**
- Song: Holy God, we praise thy name! - **Adoremus Hymnal # 461**
- Student reading for next lesson: Chapters 3 & 4 - **ST pp. 16-25**
- Concluding prayer: Lead the children in thanking God for the many gifts He gives them and for making them His children. Lead them in praying the Our Father. - **ST p. 176**



- Teacher's Manual (TM):**
Chapter 1, pp. 1-12 (Lessons 1-4) / Chapter 2, pp. 13-24 (Lessons 1-4)
- Student Textbook (ST):**
Chapter 1, pp. 6-10 / Chapter 2, pp. 11-15
- Activity Book (AB):**
Chapter 1, pp. 1-4 / Chapter 2, pp. 5-8

Notes: _____

Creation / Image and Likeness of God

■ PREPARATION

Prayer: Glory Be -
- ST p. 175

Scripture: Revelation 4:11 | Genesis 1:27 - ST p. 21
- ST p. 17 /

■ PROCLAMATION

God created out of love. He made us in His image and likeness so that we could love.

■ EXPLANATION

- God creates out of love.
 - Activity - **AB p. 10**
 - Why did God create?: *Develop # 2* - **TM p. 26**
 - Qualities of God: *Develop # 2* - **TM p. 28**
- We are made to praise our Creator.
 - Ways to give thanks, praise, and glory to God: *Develop # 3, 4* - **TM p. 32**
- We are made in the image and likeness of God.
 - Valuing life: *Value in Every Human Life* - **TM p. 39**
 - Grace: *Develop # 2, 3, 4* - **TM p. 40**
 - Image of God: *Begin & Develop # 1, 2* - **TM p. 42**
 - Guardian Angels: *Develop # 2, 4* - **TM p. 44**

■ APPLICATION

- How can you give thanks and praise to the Father for creating you?
- God has created each one of us out of love. Think of some ways that you can love God in return
- Name a way you can show respect for human life.
- Do a project for a crisis pregnancy center, such as collecting baby clothes, to help those who work to promote respect for all human life.
- Write a prayer of thanksgiving to God.

■ CELEBRATION

- Saint: Saint Augustine and Grace - **TM p. 41 & 43**
- Song: All creatures of our God and King - **Adoremus Hymnal # 600**
- Student reading for next lesson: Chapters 5 & 6 - **ST pp. 26-34**
- Concluding prayer: Thank God for creation and the gift of grace that we received at Baptism. Lead the students in praying the Our Father. - **ST p. 176**



- Teacher's Manual (TM):**
Chapter 3, pp. 25-36
(Lessons 1-4) / Chapter 4,
pp. 37-50 (Lessons 1-4)
- Student Textbook (ST):**
Chapter 3, pp. 16-20 /
Chapter 4, pp. 21-25
- Activity Book (AB):**
Chapter 3, pp. 9-11 /
Chapter 4, pp. 12-15

Notes: _____

Angels / The Fall / Original Sin / Baptism

■ PREPARATION

Prayer: Glory Be -
ST p. 129

Scripture: Wisdom 11:24
- ST p. 15 / Psalms 91:11
- ST p. 19

Sacred art: *Creation of the Animals* - ST p. 14 / *Tobit and Angel* - ST p. 18

■ PROCLAMATION

Because of the Fall of Adam and Eve, we are all born without grace in our souls. Through Baptism we receive grace and have the hope of Heaven.

■ EXPLANATION


- God created angels and some of them fell from grace and became devils.
 - The fall of the angels: *Develop # 3 - TM p. 52*
- Adam and Eve disobeyed God and lost sanctifying grace. As a result, their offspring are born without sanctifying grace.
 - Test: *Develop # 2, 4, 5 - TM p. 54*
 - The Fall: *Develop # 4, 5, 6 - TM p. 56*
 - Effects of the Fall: *Develop # 5 - TM p. 58*
 - Effects of the Fall: *Develop # 4 - TM p. 58*
- Baptism restores grace into our souls so that we can live holy lives and go to Heaven.
 - Grace: *Develop # 1 - TM p. 64*
 - Symbols used in Baptism: *Develop # 1 - TM p. 66*
 - Keeping our soul free from sin: *Develop # 4 - TM p. 68*
 - Activity - AB p. 21

■ APPLICATION

- Ask God for the grace to obey Him more each day.
- How can you keep your soul free from sin?
- What should you do when you have a desire to sin?
- Pray to your guardian angel, asking Him for protection from danger.
- Learn something about your patron saint.

■ CELEBRATION

- Saint: Some Interesting Patron Saints - **TM p. 71**
- Song: Come, thou long expected Jesus - **Adoremus Hymnal # 310**
- Student reading for next lesson: Chapter 7 - **ST pp. 35-39**
- Concluding prayer: Thank God for giving each of us a guardian angel. Lead the students in praying the Saint Michael prayer. - **TM p. 53**



- Teacher's Manual (TM):**
Chapter 5, pp. 51-62 (Lessons 1-4) /
Chapter 6, pp. 63-74 (Lessons 1-4)
- Student Textbook (ST):**
Chapter 5, pp. 26-30 /
Chapter 6, pp. 31-34
- Activity Book (AB):**
Chapter 5, pp. 16-19 /
Chapter 6, pp. 21-24

Notes: _____

Adam & Eve / Noah & the Flood / Abraham / David

■ PREPARATION

Prayer: Glory Be -
ST p. 175

Scripture: Jeremiah 17:7 -
ST p. 35

■ PROCLAMATION

God's plan of love to take care of His people after the Fall of Adam and Eve is shown in His love and mercy for them as they strove to follow Him.

■ EXPLANATION


- God promised Adam and Eve that He would send a Savior.
 - Waiting: Begin - **TM p. 76**
 - God's love: Develop # 5 - **TM p. 76**
 - God's plan: Develop # 6, 7 - **TM p. 76**
- God's servants
 - Noah: Begin & Develop # 3, 6, 7 - **TM p. 78**
 - Abraham: Develop # 2, 3, 6 - **TM p. 80**
 - Abraham's sacrifice prefigures Christ's sacrifice: Abraham's Sacrifice Prefigures Jesus' Sacrifice on the Cross - **TM p. 81**
 - David: Develop # 2, 3 - **TM p. 82**
 - Activity - **AB p. 25**

■ APPLICATION

- Give some examples of how we can show our love for God by obeying Him.
- Give some examples of how we can show our love for God by trusting Him.
- God promises to take care of His people no matter what. How can we increase our trust in God?
- Next time you are tempted to disobey, stop and say a prayer.
- Ask God to show His love and mercy through you the next time you do something good for your family or friends.

■ CELEBRATION

- Saint: Patron Saint For Many - **TM p. 77**
- Song: Savior of the nations, come - **Adoremus Hymnal # 302**
- Student reading for next lesson: Chapters 8 & 9 - **ST pp. 40-49**
- Concluding prayer: Lead the students in praying the Our Father. - **ST p. 176**



- Teacher's Manual (TM):**
Chapter 7, pp. 75-86
(Lessons 1-4)
- Student Textbook (ST):**
Chapter 7, pp. 35-39
- Actiity Book (AB):**
Chapter 7, pp. 25-27

Notes: _____

Moses / Ten Commandments / Loving God and Neighbor

■ PREPARATION

Prayer: Glory Be - ST p. 175

Scripture: Deuteronomy 28:1 - ST p. 41 /

Luke 10:27 - ST p. 45

■ PROCLAMATION

God gave us the Ten Commandments to show us how to love. We respond in love through prayer and living a life of virtue as taught by the Ten Commandments.

■ EXPLANATION


- Moses delivers his people.
 - Slavery: *Develop # 2, 3, 5 - TM p. 88*
- God gives the Israelites the Ten Commandments.
 - God's Law: *Begin & Develop # 1, 3, 6 - TM p. 90*
 - Ten Commandments: The Ten Commandments - **TM p. 91**
 - Memorize: *Develop # 6 - TM p. 92*
 - Explanation of Commandments: *Develop # 2 - TM p. 94*
- We must love God and our neighbors.
 - Love God and neighbor: *Develop # 4 - TM p. 102*
 - Prayer: *Develop # 4 - TM p. 104*
 - Love of neighbor: *Develop # 4, 5 - TM p. 106*
 - Sin: *Develop # 4, 5 - TM p. 108*

■ APPLICATION

- God took care of His people through Moses. Name a time God took care of you.
- God gave us laws because He loves us. How does following God's laws show that you love Him?
- Can turning away from sin be hard? What should we do when it is difficult to turn away from sin?
- Next time you are tempted to sin, stop and say a prayer asking God for strength not to sin.
- Sacrifice shows that you are sorry for your sin and desire God's forgiveness. Make a sacrifice for something that you have done wrong.

■ CELEBRATION

- Saint: Saint Anthony of Padua - **TM p. 105**
- Song: There's a wideness in God's mercy - **Adoremus Hymnal # 613**
- Student reading for next lesson: Chapters 10, 11, & 12 - **ST pp. 50-63**
- Concluding prayer: Ask God to help us to keep the Commandments. Pray for our neighbors and their needs. Lead the students in praying the Our Father. - **ST p. 176**



- Teacher's Manual (TM):** Chapter 8, pp. 87-100 (Lessons 1-4) / Chapter 9, pp. 101-112 (Lessons 1-4)
- Student Textbook (ST):** Chapter 8, pp. 40-44 / Chapter 9, pp. 45-4
- Activity Book (AB):** Chapter 8, pp. 29-31 / Chapter 9, pp. 33-36

Notes: _____

Preparation for Jesus / Jesus' Birth and Youth

■ PREPARATION

Prayer: Glory Be -
ST p. 175

Scripture: Isaiah 40:3
- ST p. 51 /

Matthew 1:23 - ST p. 55/
Matthew 2:19-20 - ST p. 61

■ PROCLAMATION

God keeps His promise to send a Savior. He sent His own Son, our Lord Jesus Christ, who gives us hope for eternal life. The Holy Family is a model for all Christian families.

■ EXPLANATION


- Jesus is our Savior Who came and opened the gates of Heaven.
 - The Savior: *Begin & Develop # 3 - TM p. 114*
 - Mary: *Develop # 3 - TM p. 116*
 - Annunciation: *Develop # 5, 6 - TM p. 118*
- During Advent we prepare for Jesus' birth. We also prepare ourselves to receive Jesus in Holy Communion.
 - Advent: *Advent: A Time of Waiting - TM p. 121*
- The birth of our Savior.
 - The Savior was born: *Begin & Develop # 5 - TM p. 126*
 - Shepherds: *Develop # 2 - TM p. 128*
 - Magi: *Develop # 4 - TM p. 130*
- The Holy Family is a model for all Christian families.
 - Flight into Egypt: *Begin & Develop # 3 - TM p. 132*
 - Joseph: *Begin & Develop # 6 - TM p. 138*
 - Mary: *Begin & Develop # 2 - TM p. 140*
 - Jesus: *Develop # 2, 5 - TM p. 142*
 - Family: *Develop # 4 - TM p. 144*

■ APPLICATION

- Name something that you can do that will help you to be more like Jesus.
- How should you prepare for Christmas in a way that is similar to preparing for Holy Communion?
- Name a way you can help your family love one another more.
- Follow Mary's example by saying yes to God the next time you feel called to do something special.
- The wise men brought Jesus gifts because He is a king. What gifts would you like to offer the baby Jesus?

■ CELEBRATION

- Saint: Saint Martin De Porres: Responding to God in Faith and Deed - **TM p. 141**
- Song: Savior of the nations, come - **Adoremus Hymnal # 302**
- Student reading for next lesson: Chapters 13 & 14 - **ST pp. 64-73**
- Concluding prayer: Thank God for our families and for making us His children through Baptism. Lead the students in praying the Hail Mary. - **ST p. 175**



- Teacher's Manual (TM):**
Chapter 10, pp. 113-124 (Lessons 1-4) / Chapter 11, pp. 125-136 (Lessons 1-4) / Chapter 12, pp. 137-150 (Lessons 1-4)
- Student Textbook (ST):**
Chapter 10, pp. 50-54 / Chapter 11, pp. 55-59 / Chapter 12, pp. 60-63
- Activity Book (AB):**
Chapter 10, pp. 37-39 / Chapter 11, pp. 41-44 / Chapter 12, pp. 45-48

Notes: _____

Parables

PREPARATION

Prayer: Glory Be -
ST p. 175

Scripture: Matthew 3:11 - | Matthew 5:1-2 - ST p. 69
ST p. 65 /

PROCLAMATION

Jesus brings us the Good News, which helps us to live the Corporal Works of Mercy.

EXPLANATION


- Beginning of Jesus' ministry.
 - Baptism: *Develop # 4* - **TM p. 152**
 - Temptation: *Develop # 5* - **TM p. 152**
 - God's plan: *Develop # 6* - **TM p. 152**
 - Good News: *Develop # 3, 5* - **TM p. 154**
- Parables that Jesus taught.
 - The Mustard Seed: *Develop # 2, 5* - **TM p. 156**
 - The Buried Treasure: *Develop # 2, 4* - **TM p. 158**
 - The Good Samaritan: *Develop # 3, 4* - **TM p. 164**
 - Activity - **AB p. 53**
 - Loving our neighbors: *Develop # 5* - **TM p. 166**
- The Corporal Works of Mercy.
 - Corporal Works of Mercy: *Begin & Develop # 1, 2* - **TM p. 168**
 - Living the Works of Mercy: *Develop # 2* - **TM p. 170**

APPLICATION

- Name one way that you can continue to grow in your love for Jesus.
- How is your love for Jesus and Jesus' love for you like a treasure?
- How can you be a Good Samaritan to someone?
- Choose one of the Corporal Works of Mercy and ask your parents if you can do a project to be an example of Christ's love to someone.
- We can love God through loving our neighbors. Choose someone you know for whom you will do a special favor to show God how much you love Him.

CELEBRATION

- Saint: Saint Catherine of Siena - **TM p. 171**
- Song: O Love, who drew from Jesus' side - **Adoremus Hymnal # 562**
- Student reading for next lesson: Chapters 15 & 16 - **ST pp. 74-83**
- Concluding prayer: Lead the students in praying for their neighbors. Lead them in praying the Our Father. - **ST p. 176**



- Teacher's Manual (TM):**
Chapter 13, pp. 151-162 (Lessons 1-4) /
Chapter 14, pp. 163-174 (Lessons 1-4)
- Student Textbook (ST):**
Chapter 13, pp. 64-68 /
Chapter 14, pp. 69-73
- Activity Book (AB):**
Chapter 13, pp. 49-52 /
Chapter 14, pp. 53-55

Notes: _____

Prayer / Miracles

■ PREPARATION

Prayer: Glory Be -
ST p. 175

Scripture: Matthew 6:9-
13 - ST p. 75 /

John 20:29 - ST p. 79

■ PROCLAMATION

Jesus teaches us to pray to the Father and strengthens our faith and hope by His miracles.

■ EXPLANATION


- Jesus teaches us how to pray.
 - How do we pray?: Begin - TM p. 176
 - How should we pray?: Develop # 3 - TM p. 176
 - Our Father: Develop # 2 - TM p. 178
 - Types and kinds of prayer: Begin & Develop # 2 - TM p. 180
 - Activity - AB p. 58
- Jesus strengthens our faith and hope by working miracles.
 - Wedding at Cana: Develop # 6 - TM p. 188
 - Calming of the storm: Develop # 5 - TM p. 190
 - Multiplication of loaves and fishes: Develop # 3 - TM p. 192
 - Eucharist: Develop # 4 - TM p. 192
 - Jairus' daughter: Develop # 3 - TM p. 194
 - Belief in miracles: Develop # 5 - TM p. 194

■ APPLICATION

- Remember to praise and thank God everyday.
- We must always follow God's will. Ask God for His help to do His will.
- Jesus teaches us to ask God for our daily bread. How do you think asking God for your daily needs is beneficial to you?
 - Make a special effort to forgive someone who has offended or hurt you.
 - Next time you go to Mass, remember the great miracle that is occurring there. The bread and wine become the Body, Blood, Soul, and Divinity of Jesus.

■ CELEBRATION

- Saint: Saint John Bosco - TM p. 181
- Song: All hail, adored Trinity! - Adoremus Hymnal # 462
- Student reading for next lesson: Chapter 17 - ST pp. 84-87
- Concluding prayer: Thank God for the miracle of the Eucharist. Lead the students in praying the Our Father. - ST p. 176



- Teacher's Manual (TM):**
Chapter 15, pp. 175-186
(Lessons 1-4) / Chapter
16, pp. 187-200
(Lessons 1-4)
- Student Textbook (ST):**
Chapter 15, pp. 74-78 /
Chapter 16, pp. 79-83
- Activity Book (AB):**
Chapter 15, pp. 57-60 /
Chapter 16, pp. 61-64

Notes: _____

Asking Forgiveness

■ PREPARATION

Prayer: Hail Mary -
ST p. 175

Scripture: Psalm 103:8 -
ST p. 85

■ PROCLAMATION

God’s mercy is greater than any sin. God is always calling us back to Himself.

■ EXPLANATION


- Sin is turning away from God.
 - God’s love: Develop # 2 - **TM p. 202**
 - God hates sin: Develop # 3 - **TM p. 202**
 - Forgiveness: Develop # 4 - **TM p. 202**
- If we sin, we should be sorry and turn back to God, because His mercy is endless.
 - Prodigal Son: Develop # 3 - **TM p. 204**
 - Prodigal Son: Begin - **TM p. 206**
 - God’s desire: Develop # 3 - **TM p. 206**
 - God calls us back: Develop # 4 - **TM p. 206**
 - Forgiveness: Develop # 2, 4 - **TM p. 208**
 - Sorrow for sins: Develop # 5 - **TM p. 208**
 - Activity - **AB p. 68**

■ APPLICATION

- Is it always easy to admit that we have sinned?
- When you do something wrong, should you try to make it right?
- When you do something wrong, should you always be truly sorry?
- When you offend someone, should you apologize to that person?
- Next time you offend someone, do not attempt to blame another person. Instead, tell the person you offended that you are sorry.

■ CELEBRATION

- Saint: Saint Faustina - **TM p. 209**
- Song: Jesus, Lover of my soul - **Adoremus Hymnal # 604**
- Student reading for next lesson: Chapter 18 - **ST pp. 88-91**
- Concluding Prayer: Thank God for His great mercy.
Lead the students in praying the Act of Contrition. - **ST p. 176**



- Teacher’s Manual (TM):**
Chapter 17, pp. 201-212
(Lessons 1-4)
- Student Textbook (ST):**
Chapter 17, pp. 84-87
- Activity Book (AB):**
Chapter 17, pp. 65-68

Notes: _____

Forgiveness of Sins

■ PREPARATION

Prayer: Hail Mary -
ST p. 175

Scripture: Luke 5:24 -
ST p. 89

■ PROCLAMATION

When we are truly sorry for our sins Jesus forgives us of them.

■ EXPLANATION


- Jesus forgives our sins if we are sorry.
 - Sin: *Develop # 5* - **TM p. 214**
 - Forgiveness: *Develop # 4* - **TM p. 214**
 - Activity - **AB p. 69**
- How Jesus forgives our sins.
 - Forgiveness of sins: *Develop # 2* - **TM p. 216**
 - Sorrow: *Develop # 4* - **TM p. 216**
- The Sacrament of Penance heals through God's grace.
 - Steps of a good confession: *Develop # 2* - **TM p. 218**
 - Why receive the Sacrament of Penance: *Develop # 1* - **TM p. 220**
 - Effects of the Sacrament of Penance: *Develop # 3* - **TM p. 220**
 - Sacramental seal of confession: *Develop # 5* - **TM p. 220**

■ APPLICATION

- When you are offended by someone, should you always forgive that person?
- Does Jesus always forgive us when we are truly sorry?
- Grace gives us God's help to not sin again. Think about how much you need God's help to be as good as you can.
- Make a card for someone you have offended to say you are sorry.
- Forgive someone who hurt you, just as Jesus forgives.

■ CELEBRATION

- Saint: Saint Charles Borromeo - **TM p. 215**
- Song: Help, Lord, the souls that thou has made - **Adoremus Hymnal # 571**
- Student reading for next lesson: Chapter 19 - **ST pp. 92-95**
- Concluding prayer: Lead the students in praying for their sick friends and family. Ask God to help the students prepare for a good Confession and to look forward to the effects of this Sacrament. Lead them in praying the Act of Contrition. - **ST p. 176**



- Teacher's Manual (TM):**
Chapter 18, pp. 213-224
(Lessons 1-4)
- Student Textbook (ST):**
Chapter 18, pp. 88-91
- Activity Book (AB):**
Chapter 18, pp. 69-72

Notes: _____

Sacrament of Penance

PREPARATION

Prayer: Hail Mary - ST p. 175

Scripture: John 20:22-23 - ST p. 93

PROCLAMATION

In the Sacrament of Penance the priest acts in persona Christi (in the person of Christ). We should prepare ourselves to talk to Jesus and listen to Him in love and faith.

EXPLANATION

- Steps to a good confession
 - Examination of conscience: Develop # 2, 4 - **TM p. 226**
 - Sorrow for sin: Develop # 1, 3, 4 - **TM p. 228**
 - Decide not to sin again: Develop # 5, 6 - **TM p. 228**
 - Tell your sins to a priest: Develop # 2, 4, 6, 7, 8 - **TM p. 230**
 - Penance: Develop # 1, 3, 5 - **TM p. 232**
 - Activity - **AB p. 75**

APPLICATION

- If we find it difficult to admit our sins, should we ask God to give us the humility to admit them?
- When we say that we are sorry, is it important to really mean that we are sorry?
- If Jesus knows everything we do and continues to loves us, shouldn't we always be ready to confess our sins to Him and ask for forgiveness?
- Memorize the steps to a good Confession.
- Read the Act of Contrition and really think about what it means.

CELEBRATION

- Song: Lord Jesus, think on me - **Adoremus Hymnal # 364**
- Student reading for next lesson: Chapter 20 - **ST pp. 96-100**
- Concluding prayer: Lead the students in praying the Act of Contrition. - **ST p. 176**



- Teacher's Manual (TM):**
Chapter 19, pp. 225-236 (Lessons 1-4)
- Student Textbook (ST):**
Chapter 19, pp. 92-95
- Activity Book (AB):**
Chapter 19, pp. 73-76

Notes: _____

Making Up for Our Offenses

■ PREPARATION

Prayer: Hail Mary -
ST p. 175

Scripture: Luke 19:8 -
ST p. 97

■ PROCLAMATION

Jesus died to make up for our sins. Jesus forgives us and heals us in the Sacrament of Penance so that we will not want to sin again and we will want to make up for our offenses.

■ EXPLANATION


- The story of Zacchaeus.
 - Zacchaeus: *Develop # 4 - TM p. 238*
 - Penance: *Develop # 5, 6, 9 - TM p. 238*
- Satisfying the temporal punishment due for sin.
 - Questions: *Develop # 2 - TM p. 240*
 - Penance: *Begin & Develop # 2, 4 - TM p. 242*
 - Activity - **AB p. 78**
- How to overcome sin.
 - Vices: *Develop # 3 - TM p. 244*
 - Virtues: *Develop # 5 - TM p. 244*
 - Virtues and vices: Chalk Talk: Vice vs. Virtue - **TM p. 245**

■ APPLICATION

- Why do we want to make up for our sins? How should we make up for our sins?
- What are some little penances we can do on our own?
- Think of ways you have offended others. For every offence, think of a way you can make up for the hurt you may have caused.
- Pray for the grace to change your heart and love Jesus more each day.
- Make an examination of conscience. Make sure that you are truly sorry.

■ CELEBRATION

- Saint: Our Lady of Fatima - **TM p. 241**
- Song: Lord, who throughout these forty days - **Adoremus Hymnal # 360**
- Student reading for next lesson: Chapters 21 & 22 - **ST pp. 101-111**
- Concluding prayer: Ask God to inspire the students to do penance to make up for their sins. Lead the students in praying the Act of Contrition. - **ST p. 176**



- Teacher's Manual (TM):**
Chapter 20, pp. 237-250
(Lessons 1-4)
- Student Textbook (ST):**
Chapter 20, pp. 96-100
- Activity Book (AB):**
Chapter 20, pp. 77-80

Notes: _____

GRADE 2: JESUS OUR LIFE

PART III: PREPARATION FOR FIRST HOLY COMMUNION AND LIFE IN THE CHURCH

Week 13

Good Shepherd / Last Supper

PREPARATION

Prayer: Hail Mary -
ST p. 175

Scripture: Isaiah 40:11 - John 6:51 - ST p. 107
ST p. 101 /

PROCLAMATION

Jesus loves us and cares for us like a shepherd cares for His flock. He gave Himself to the Apostles at the Last Supper and gives Himself to us at every Mass. Jesus, present in the Eucharist, is the fulfillment of God's promise to care for us.

EXPLANATION


- Jesus is our King and Shepherd.
 - Jesus is King: Develop # 6 - **TM p. 252**
 - Expectations: Expectations of the Messiah - **TM p. 253**
 - Jesus the Good Shepherd: Develop # 4, 6 - **TM p. 254**
 - Jesus the Good Shepherd: Develop # 2 - **TM p. 256**
 - Jesus the Good Shepherd: Begin - **TM p. 258**
 - Jesus is the way: Develop # 2 - **TM p. 258**
- Jesus celebrated the Passover at the Last Supper.
 - Passover: Develop # 3 - **TM p. 264**
 - Priesthood: Develop # 2, 3 - **TM p. 268**
 - Same sacrifice: Develop # 4 - **TM p. 268**
 - Activity - **AB p. 86**
- Jesus is present in the Eucharist; Body, Blood, Soul, and Divinity.
 - True Presence: Develop # 3, 5 - **TM p. 266**
 - Bread of Life: Develop # 2 - **TM p. 270**

APPLICATION

- Think about how much Jesus loves you.
- What can you offer to Jesus in return for His sacrifice?
- Is it important to want Jesus to be present in our souls?
- Make an effort to be more like Jesus. Name a special way that you can do this.
- Visit a church and spend some time praying. Tell Jesus how you will prepare to receive Him in the Eucharist.

CELEBRATION

- Saint: Saint Tarsicius - **TM p. 269**
- Song: Jesus, my Lord, my God, my all! - **Adoremus Hymnal # 516**
- Student reading for next lesson: Chapter 23 - **ST pp. 112-115**
- Concluding prayer: Thank Jesus for coming to us in the Blessed Sacrament. Lead the students in praying the Act of Contrition. - **ST p. 176**



Teacher's Manual (TM):
Chapter 21, pp. 251-262
(Lessons 1-4) /
Chapter 22, pp. 263-274
(Lessons 1-4)

Student Textbook (ST):
Chapter 21, pp. 101-105 /
Chapter 22, pp. 106-111

Activity Book (AB):
Chapter 21, pp. 81-84 /
Chapter 22, pp. 85-88

Notes: _____

GRADE 2: JESUS OUR LIFE

PART III: PREPARATION FOR FIRST HOLY COMMUNION AND LIFE IN THE CHURCH

Week 14

Crucifixion

■ PREPARATION

Prayer: Hail Mary -
ST p. 175

Scripture: Luke 23:46 -
ST p. 113

■ PROCLAMATION

Jesus died for our sins so that we can enjoy eternal life with God in Heaven.

■ EXPLANATION


- Jesus experienced the agony in the garden.
 - Garden: Begin - **TM p. 276**
 - Sadness: Develop # 4, 5 - **TM p. 276**
 - Activity - **AB p. 89**
- Jesus was condemned, scourged, crucified, and died.
 - Way of the Cross: Develop # 2 - **TM p. 278**
 - Adam contrasted with Jesus: Develop # 5 - **TM p. 280**
 - Eve contrasted with Mary: Develop # 6 - **TM p. 280**
 - One event: Develop # 1 - **TM p. 282**
 - Restored friendship and life united to God: Develop # 4 - **TM p. 282**

■ APPLICATION

- Can it be difficult to do what we are told to do when it means we will have to sacrifice something we want?
- Did Jesus make this sort of sacrifice for us in the Garden of Gethsemane?
- Sometimes we have to sacrifice one thing in order to get another. Jesus sacrificed His life so that we might be able to enter Heaven. Take time to thank Jesus for His sacrifice.
- Make a sacrifice of your time so that a lonely person can have your attention and friendship.
- Light a votive candle at church, make a donation and say a prayer for someone who needs prayers.

■ CELEBRATION

- Saint: The Apostle John - **TM p. 281**
- Song: O Cross of Christ, immortal tree - **Adoremus Hymnal # 361**
- Student reading for next lesson: Chapter 24 - **ST pp. 116-119**
- Concluding prayer: Ask God to give us the grace to follow His will. Lead the students in praying the Act of Contrition. - **ST p. 176**



- Teacher's Manual (TM):**
Chapter 23, pp. 275-286
(Lessons 1-4)
- Student Textbook (ST):**
Chapter 23, pp. 112-115
- Activity Book (AB):**
Chapter 23, pp. 89-92

Notes: _____

GRADE 2: JESUS OUR LIFE

PART III: PREPARATION FOR FIRST HOLY COMMUNION AND LIFE IN THE CHURCH

Week 15

Resurrection

■ PREPARATION

Prayer: Hail Mary -
ST p. 175

Scripture: Luke 23:46 -
ST p. 113

■ PROCLAMATION

Jesus is the Resurrection and the Life. His Resurrection enables us to live forever with Him in Heaven.

■ EXPLANATION


- Jesus rose from the dead and appeared to His disciples so they could believe.
 - Tomb is empty: Develop # 3, 4 - **TM p. 288**
 - Resurrection appearances: Develop # 2 - **TM p. 290**
 - New Adam: Jesus as the New Adam - **TM p. 291**
 - Resurrected body: Develop # 4 - **TM p. 292**
- Jesus gave His Apostles His peace and power.
 - Jesus breathed on His Apostles: Develop # 5 - **TM p. 292**
- During Easter we celebrate Jesus' Resurrection.
 - Easter: Develop # 2, 3, 5 - **TM p. 294**

■ APPLICATION

- In what ways should our hope of a future home in Heaven affect how we act here on earth?
- What does a happy death mean? Why should you pray for a happy death?
- Christ's Resurrection enables us to live forever with Him in Heaven. Think about the power that this miracle has for you.
- Tell someone you know about the great miracle of the Resurrection.

■ CELEBRATION

- Song: Jesus Christ is risen today - **Adoremus Hymnal # 410**
- Student reading for next lesson: Chapter 25 - **ST pp. 120-124**
- Concluding prayer: Thank Jesus for dying and rising for us. Lead the students in praying the Apostles' Creed. - **ST p. 177**



- Teacher's Manual (TM):**
Chapter 24, pp. 287-300
(Lessons 1-4)
- Student Textbook (ST):**
Chapter 24, pp. 116-119
- Activity Book (AB):**
Chapter 24, pp. 93-96

Notes: _____

GRADE 2: JESUS OUR LIFE

PART III: PREPARATION FOR FIRST HOLY COMMUNION AND LIFE IN THE CHURCH

Week 16

The Holy Mass

■ PREPARATION

Prayer: Morning Offering -
ST p. 175

Scripture: Luke 22:19-20
- ST p. 121

■ PROCLAMATION

We join the angels and saints in Heaven when we go to Mass to praise and worship God for Who He is and in thanksgiving for all He has done for us.

■ EXPLANATION


- Jesus said, "Do this in memory of me."
 - Comparing the Last Supper with the Mass: *Develop # 3 - TM p. 302*
 - Made present: *Develop # 4 - TM p. 302*
 - Sacrifice: *Begin & Develop # 3, 4 - TM p. 304*
 - Activity - **AB p. 97**
- At Mass we celebrate the Resurrection.
 - Celebration: *Develop # 2, 4, 6 - TM p. 306*
 - Ways to keep the celebration of the Lord's Day holy: *Develop # 4, 5 - TM p. 308*
- The Mass is the perfect prayer.
 - Mass is the perfect prayer: *Develop # 5 - TM p. 306*
 - Review of Mass responses: *Develop # 6 - TM p. 308*

■ APPLICATION

- When you go to Mass remember that you are worshipping God.
- Did you realize that when you worship God at Mass you are joining the angels and saints in Heaven in their praise and worship of God?
- Did you realize that missing Mass on Sunday without a serious reason, is turning one's back on God's greatest gift to us?
- Next time you go to Mass, carefully listen to all of the prayers of the Mass and pray them in your own heart. You may find it helpful to follow along in a missalette. Pray out loud the parts that are for everyone to say.
- When you go to Mass, try to envision the angels and saints around Jesus and the altar during the Consecration.

■ CELEBRATION

- Saint: Saint Robert Bellarmine - **TM p. 307**
- Song: O saving Victim - **Adoremus Hymnal # 519 / 520**
- Student reading for next lesson: Chapter 26 - **ST pp. 125-129**
- Concluding prayer: Pray for the students' intentions.
Lead the students in praying the Apostles' Creed. - **ST p. 177**



- Teacher's Manual (TM):**
Chapter 25, pp. 301-312
(Lessons 1-4)
- Student Textbook (ST):**
Chapter 25, pp. 120-124
- Activity Book (AB):**
Chapter 25, pp. 97-100

Notes: _____

GRADE 2: JESUS OUR LIFE

PART III: PREPARATION FOR FIRST HOLY COMMUNION AND LIFE IN THE CHURCH

Week 18

Holy Communion

■ PREPARATION

Prayer: Morning Offering - | **Scripture:** John 6:58 - ST | John 17:26 - ST p. 135
ST p. 175 | p. 131 /

■ PROCLAMATION

By the power of the Holy Spirit, through the actions and words of the priest, the bread and wine become the Body, Blood, Soul, and Divinity of Jesus Christ during the Consecration. We must prepare ourselves to receive Jesus in the Eucharist.

■ EXPLANATION


- During the Consecration the bread and wine become the Body, Blood, Soul, and Divinity of Jesus.
 - Consecration: *Develop # 2, 3 - TM p. 326*
- Jesus comes to us in Holy Communion.
 - Food for our souls: *Develop # 3, 4 - TM p. 328*
 - Receive the Eucharist with the faith of a child: *Develop # 4 - TM p. 330*
 - Communion: *Develop # 3 - TM p. 332*
 - Activity - **AB p. 108**
- Four steps to receiving Holy Communion.
 - Be free of mortal sin: *Develop # 3 - TM p. 338*
 - Observe the Eucharistic fast and prepare to receive Jesus: *Develop # 2, 3, 5 - TM p. 340*
 - Receive Jesus reverently: *Develop # 2, 3, 4 - TM p. 342*
 - Speak with Jesus in prayer, especially to thank Him: *Develop # 2, 3, 5 - TM p. 344*

■ APPLICATION

- Imagine Jesus at the Last Supper.
- Jesus will be present to you in a special way when you receive Him. Think about how you will be present to Him.
- Pray that you will never ignore Jesus by receiving Him in Holy Communion without paying attention to Him.
- When the priest holds up the Consecrated Host during Mass, remember that it is Jesus!
- Spend some time with Jesus in the Blessed Sacrament to prepare for your First Holy Communion.

■ CELEBRATION

- Saint: Saint Patrick of Ireland - **TM p. 341**
- Song: O Lord, I am not worthy - **Adoremus Hymnal # 512**
- Student reading for next lesson: Chapters 29 & 30 - **ST pp. 139-147**
- Concluding prayer: Ask God to help the students to receive Jesus worthily in Holy Communion. Lead the students in praying the Apostles' Creed. - **ST p. 177**



- Teacher's Manual (TM):**
Chapter 27, pp. 325-336 (Lessons 1-4) /
Chapter 28, pp. 337-350 (Lessons 1-4)
- Student Textbook (ST):**
Chapter 27, pp. 130-133 /
Chapter 28, pp. 134-138
- Activity Book (AB):**
Chapter 27, pp. 105-109 /
Chapter 28, pp. 111-114

Notes: _____

GRADE 2: JESUS OUR LIFE

PART III: PREPARATION FOR FIRST HOLY COMMUNION
AND LIFE IN THE CHURCH

Week 19

Forty days after the Resurrection, the Ascension, and the Coming of the Holy Spirit

■ PREPARATION

Prayer: Morning Offering - ST p. 175 | Scripture: Acts 1:3 - ST p. 140 / Acts 2:2-3 - ST p. 143

■ PROCLAMATION

Jesus ascended to the Father and sent the Holy Spirit to teach us all truth and to help us do the Father's will.

■ EXPLANATION


- After the Resurrection Jesus teaches His disciples.
 - Jesus' works: *Develop # 4* - **TM p. 352**
 - Teaching the disciples: *Develop # 5, 6* - **TM p. 354**
 - Peter is forgiven: *Begin & Develop # 3* - **TM p. 356**
 - The Pope is the successor of Peter: *Develop # 4* - **TM p. 356**
- Jesus ascended to the Father.
 - Ascension: *Begin & Develop # 1* - **TM p. 358**
- The Holy Spirit descended at Pentecost.
 - Holy Spirit: *Develop # 5* - **TM p. 364**
 - Pentecost: *Begin & Develop # 1, 2* - **TM p. 366**
 - Pentecost: *Develop # 6* - **TM p. 368**
- There are seven Sacraments.
 - Sacraments: *Begin & Develop # 2* - **TM p. 370**

■ APPLICATION

- When Jesus ascended into Heaven, He sent the Holy Spirit to be with us. Remember to be attentive to the Holy Spirit Who is with you.
- The Holy Spirit is our guide. Ask Him to guide you.
- After Jesus ascended into Heaven the Apostles spent nine days in prayer. Always spend time in prayer so that you can be more open to God's will.
- The Sacraments are ways in which God gives you grace. Always prepare yourself to receive these wonderful blessings.
- The Holy Spirit guides the Church. Pray to the Holy Spirit that He will guide our Pope, bishops, and priests.

■ CELEBRATION

- Song: Come, Holy Ghost, Creator blest - **Adoremus Hymnal # 443**
- Student reading for next lesson: Chapter 31 - **ST pp. 148-152**
- Concluding prayer: Pray the prayer to the Holy Spirit. - **ST p. 147.**
Lead the students in praying the Apostles' Creed. - **ST p. 177**



- Teacher's Manual (TM):**
Chapter 29, pp. 351-362 (Lessons 1-4) /
Chapter 30, pp. 363-374 (Lessons 1-4)
- Student Textbook (ST):**
Chapter 29, pp. 139-142 /
Chapter 30, pp. 143-147
- Activity Book (AB):**
Chapter 29, pp. 115-118 /
Chapter 30, pp. 119-122

Notes: _____

GRADE 2: JESUS OUR LIFE

PART III: PREPARATION FOR FIRST HOLY COMMUNION AND LIFE IN THE CHURCH

Week 20

The Church

■ PREPARATION

Prayer: Morning Offering - ST p. 175

Scripture: Matthew 16:18-19 - ST p. 149

■ PROCLAMATION

The Church is Christ's Body. Just as a body is made up of many parts, so the Church consists of many members: the Pope, bishops, priests, deacons, religious, and the laity.

■ EXPLANATION


- The Pope is the visible head of the Church.
 - Pope: *Begin & Develop # 4 - TM p. 376*
- The bishop is the head of the diocese. The pastor is the head of the local parish.
 - Bishop: *Develop # 3 - TM p. 378*
 - Pastor and priests: *Develop # 4 - TM p. 378*
 - Levels of Holy Orders: *Develop #5 - TM p. 378*
- Those who have not received Holy Orders are the laity.
 - Laity: *Develop # 2, 4 - TM p. 380*
- We all make up different parts of the Body of Christ, the Church.
 - Activity - **AB p. 124**
 - Parts: *Develop # 2 - TM p. 382*
 - Each part has a different role: *Develop # 4, 5 - TM p. 382*

■ APPLICATION

- What are some of the things you can do to help the Church grow?
- Pray for the souls in purgatory. They are part of the Church too.
- Tell your parents what you learned about the Pope today.
- Say a prayer for the pastor of your parish. Choose a day each week that you can pray for your pastor.
- Write a letter to your bishop or one of your priests or deacons thanking him for serving his Church.

■ CELEBRATION

- Song: The Church's one foundation - **Adoremus Hymnal # 560**
- Student reading for next lesson: Chapter 32 - **ST pp. 153-157**
- Concluding prayer: Ask God to raise holy bishops and priests so that through their guidance the members of His Body, the Church, may grow in holiness. Lead the students in praying the Apostles' Creed. - **ST p. 177**



- Teacher's Manual (TM):** Chapter 31, pp. 375-386 (Lessons 1-4)
- Student Textbook (ST):** Chapter 31, pp. 148-152
- Activity Book (AB):** Chapter 31, pp. 123-126

Notes: _____

GRADE 2: JESUS OUR LIFE

PART III: PREPARATION FOR FIRST HOLY COMMUNION AND LIFE IN THE CHURCH

Week 21

The Blessed Virgin Mary

■ PREPARATION

Prayer: Morning Offering
- ST p. 175

Scripture: John 19:26-27
- ST p. 153

■ PROCLAMATION

- Jesus gave Mary to us to be our mother, and she always leads us to her Son.

■ EXPLANATION


- Mary was assumed into Heaven.
 - The Assumption: *Develop # 4* - **TM p. 388**
 - Mary our Queen: *Develop # 5* - **TM p. 388**
- Mary is our Mother.
 - Our Mother: *Develop # 2, 3, 4, 5* - **TM p. 390**
- The Rosary.
 - Making a rosary: *Develop # 2*, - **TM p. 394**
 - Praying the rosary: *Develop # 3* - **TM p. 394**

■ APPLICATION

- What kind of things do you ask your mother to help you with?
- When you are having a hard time, ask the Blessed Mother to help you.
- Pray to the Blessed Mother, asking her to help you get to Heaven.
- Ask your parents to pray a decade of the Rosary with you one night this week.

■ CELEBRATION

- Saint: Devotion To Our Lady of Sorrows - **TM p. 391**
- Song: Immaculate Mary - **Adoremus Hymnal # 532**
- Student reading for next lesson: Chapters 33 & 34 - **ST pp. 158-165**
- Concluding prayer: Thank Jesus for giving us Mary to be our Mother. Lead the students in praying a decade of the Rosary. - **ST p. 156**



- Teacher's Manual (TM):**
Chapter 32, pp. 387-398
(Lessons 1-4)
- Student Textbook (ST):**
Chapter 32, pp. 153-157
- Activity Book (AB):**
Chapter 32, pp. 127-130

Notes: _____
