

Faith and Life Series
Parish Lesson Plans

Grade 3
Our Life with Jesus

Third Edition

OUR LIFE WITH JESUS
Parish Lessons

Faith and Life Series
Third Edition

BOOK THREE

Ignatius Press, San Francisco

The Blessed Trinity / Our Father

■ PREPARATION

Prayer: Glory Be
ST p. 155

Scripture: Psalms 136:1-3 - ST p. 9

Sacred Art: *Madonna and Child Enthroned with Saints* (detail) - ST p. 8

■ PROCLAMATION

God is eternal and perfect. He loves us and made us in His image to know and love Him.

■ EXPLANATION


- God is perfect in every way.
 - Perfections of God: *Develop # 3 - TM p. 2*
- God made us in His image and likeness.
 - How we reflect God: *Develop # 5 - TM p. 2*
 - Images: *Develop # 3, 4 - TM p. 4*
 - Activity - **AB p. 2**
- God desires that we know Him and pray to Him.
 - Knowing God: *Begin - TM p. 6*
 - Trinity: *Develop # 2, 3 - TM p. 6*
 - Jesus teaches us: *Develop # 5 - TM p. 6*
 - Our Father: *Develop # 2, 5 - TM p. 8*

■ APPLICATION

- Spend some time thinking about how perfect God is and how much He loves us. Thank Him for His goodness to us.
- God loves each of us infinitely. How can this help us to love others more?
- Some people do not know about God and His love. What are some ways we can teach them about God? (Possible answers include teaching them through creation or the words of Jesus.)
- Make an effort in your family to enter into the love of the Blessed Trinity by praying the Our Father together and trying to love each other as God loves.

■ CELEBRATION

- Saint: *St. Patrick of Ireland - TM p. 7*
- Song: *All people that on earth do dwell - Adoremus Hymnal # 622*
- Student reading for next lesson: Chapter 2 - **ST pp. 13-16**
- Concluding prayer: Thank God for His perfections and for making us in His image. Lead the students in praying the Our Father. - **ST p. 155**



- Teacher's Manual (TM):**
Chapter 1, pp. 1-12
(Lessons 1-4)
- Student Textbook (ST):**
Chapter 1, pp. 8-12
- Activity Book (AB):**
Chapter 1, pp. 1-4

Notes: _____

Creation / Heaven

■ PREPARATION

Prayer: Glory Be - ST p. 155

Scripture: Genesis 1:1-2 - ST p. 13

Sacred Art: *Creation of the Animals* - ST p. 14

■ PROCLAMATION

God created out of love, and wants us to be with Him forever in Heaven.

■ EXPLANATION

- God is the Creator of all things and everything He created is good.
 - Create vs. make: *Begin* - **TM p. 14**
 - Days of Creation: *Develop # 2* - **TM p. 14**
 - Stewards: *Develop # 6* - **TM p. 14**
 - Hierarchy of creation: *Develop # 2* - **TM p. 16**
 - Activity - **AB p. 6**
- God gives us a free will to know, love, and serve Him. We can choose good and avoid evil.
 - God's plan for man: *Develop # 2* - **TM p. 18**
 - Free will: *Develop # 3, 4, 5* - **TM p. 18**
- God desires that all of us go to Heaven.
 - Choices: *Develop # 2, 3, 4* - **TM p. 20**

■ APPLICATION

- Think of some of the good things that God created. What can these teach us about God?
- List some ways that you can love and serve God.
- What are my responsibilities toward God's creation? Why do I have these responsibilities and how can I fulfill them?
- What are some choices that I can make which show that I desire to go to Heaven?

■ CELEBRATION

- Saint: *Saint Francis of Assisi* - **TM p. 15**
- Song: *All creatures of our God and King* - **Adoremus Hymnal # 600**
- Student reading for next lesson: Chapter 3 - **ST pp. 17-21**
- Concluding prayer: Thank God for all of creation. Lead the students in praying the Our Father. - **ST p. 155**



- Teacher's Manual (TM):**
Chapter 2, pp. 13-24
(Lessons 1-4)
- Student Textbook (ST):**
Chapter 2, pp. 13-16
- Activity Book (AB):**
Chapter 2, pp. 5-8

Notes: _____

GRADE 3: OUR LIFE WITH JESUS

PART I: OLD TESTAMENT

Week 3

Reason / Revelation / Magisterium

■ PREPARATION

Prayer: Glory Be - ST p. 155

Scripture: John 17:3 - ST p. 17

Sacred Art: *The Baptism of Christ* (detail) - ST p. 18

■ PROCLAMATION

God reveals Himself to us so that we can know, love, and serve Him.

■ EXPLANATION

- From the world around us and by the use of our reason, we can know God exists.
 - God reveals Himself to man through creation: *Develop # 2 - TM p. 26*
 - God reveals more in Jesus Christ: *Develop # 5 - TM p. 26*
- God wants to reveal Himself to us.
 - God wants us to know Him: *Begin & Develop # 2 - TM p. 28*
 - Natural and supernatural revelation: *Develop # 5 - TM p. 28*
- God reveals Himself to us more directly when He sends His only Son.
 - Jesus reveals God: *Develop # 2, 3 - TM p. 30*
 - Bible: *Begin & Develop # 2 - TM p. 32*
 - God is the author of the Bible: *Develop # 3 - TM p. 32*
 - Scripture and Tradition: *Develop # 4 - TM p. 32*
 - Magisterium: *Develop # 4, 5 - TM p. 32*

■ APPLICATION

- God wants to reveal Himself to us so that we can know, love, and serve Him. What are some ways that God reveals Himself to us?
- What are some of the ways that you can show God you love Him?
- What are some of the ways that you can serve God?
- What are some ways that you have learned from Scripture and Tradition to know, love, and serve God?

■ CELEBRATION

- Scripture and Tradition: *Reinforce # 1 - TM p. 32*
- Song: *Of the Father's love begotten - Adoremus Hymnal # 331*
- Student reading for next lesson: Chapter 4 - *ST pp. 22-25*
- Concluding prayer: Thank God for the gifts of Scripture, Tradition, and the Magisterium. Lead the students in praying the Our Father. - *ST p. 155*



- Teacher's Manual (TM):**
Chapter 3, pp. 25-36
(Lessons 1-4)
- Student Textbook (ST):**
Chapter 3, pp. 17-21
- Activity Book (AB):**
Chapter 3, pp. 9-12

Notes: _____

Angels / The Fall / Original Sin / Grace

PREPARATION

Prayer: Glory Be - ST p. 155

Scripture: Genesis 3:14-15 - ST p. 23

Sacred Art: *The Expulsion from Eden* - ST p. 22

PROCLAMATION

Because of the sin of Adam and Eve we are all born without sanctifying grace in our souls. Jesus is our Savior, Who redeemed us from our sins. Through Baptism we receive grace and share in the life Christ earned for us.

EXPLANATION

- God created the angels and He gives each of us a guardian angel.
 - Angels: *Begin* - **TM p. 38**
 - Guardian angels: *Develop # 3* - **TM p. 38**
- Adam and Eve fell from grace.
 - Garden of Eden: *Begin* - **TM p. 40**
 - The Fall: *Develop # 1, 4* - **TM p. 40**
- Even though Adam and Eve sinned, God promised to send a Savior one day. Jesus is our Savior.
 - Jesus is our Savior: *Develop # 2* - **TM p. 42**
- Through Baptism we receive sanctifying grace so that we can go to Heaven.
 - Baptism: *Develop # 3* - **TM p. 42**
 - Grace: *Begin & Develop # 1* - **TM p. 44**
 - Sin and grace: *Develop # 2, 3, 4* - **TM p. 44**

APPLICATION

- Our guardian angels are given to us to help us get to Heaven. Pray for the help and guidance of your guardian angel.
- Remember that grace is a gift that we do not deserve and that we can lose grace when we sin. What are some ways we can act to avoid losing grace? How can we receive grace back if we have sinned?
- What should you do when you have a desire to sin?
- Thank God for sending Jesus as our Savior. He saves us from our sins.
- Reinforce # 3 - **TM p. 44**

CELEBRATION

- Saint: *Saint Thérèse and the Little Way* - **TM p. 45**
- Song: *The strife is o'er, the battle done* - **Adoremus Hymnal # 413**
- Student reading for next lesson: Chapter 5 - **ST pp. 26-30**
- Concluding prayer: Thank God for the gift of our guardian angels, for Jesus our Savior, and for our Baptism. Lead the students in praying the Prayer to Saint Michael. - **ST p. 158**



- Teacher’s Manual (TM):**
Chapter 4, pp. 37-50
(Lessons 1-4)
- Student Textbook (ST):**
Chapter 4, pp. 22-25
- Actiity Book (AB):**
Chapter 4, pp. 13-16

Notes: _____

Abraham

■ PREPARATION

Prayer: Glory Be -
ST p. 155

Scripture: Genesis 3:14-
15 - ST p. 23

Sacred Art: *Angel
Preventing the Sacrifice
of Isaac* - ST p. 26

■ PROCLAMATION

As part of His great plan of love, God called Abraham to be faithful and chose Him to prepare the people for the coming of the Savior.

■ EXPLANATION

- God called Abraham to leave his homeland in faith, and promised that his descendants would live in the land of Canaan.
 - Faith: *Develop # 5 - TM p. 52*
 - Abraham’s journey: *Develop # 3 - TM p. 54*
 - Obedience: *Develop # 4, 5 - TM p. 54*
- God tested Abraham.
 - Abraham’s test: *Develop # 4 - TM p. 56*
- God blessed Abraham.
 - Abraham’s blessings: *Develop # 3 - TM p. 58*
 - Our blessings: *Develop # 4, 5, 6 - TM p. 58*
 - Activity - **AB p. 20**

■ APPLICATION

- What are some ways in which God calls us to have faith in Him?
- We show our faith by our actions. Show your faith by doing all that God wants of you because you believe in His goodness.
- Abraham trusted and obeyed God, and God took care of his needs. Can you think of a time when God took care of you when you trusted and obeyed Him? Can you think of an example of this in the lives of the saints?
- God promises to take care of His people no matter what. How can we increase our trust in God?
- Name some of the blessings God has given you. How can you thank Him for His love?

■ CELEBRATION

- Saint: *Saint Bernadette of Lourdes - TM p. 55*
- Song: *Now thank we all our God - Adoremus Hymnal # 607*
- Student reading for next lesson: Chapters 6 & 7 - **ST pp. 31-39**
- Concluding prayer: Ask God for the grace to be always obedient and faithful to Him. Lead the students in praying the Our Father. - **ST p. 155**



- Teacher’s Manual (TM):**
Chapter 5, pp. 51-62
(Lessons 1-4)
- Student Textbook (ST):**
Chapter 5, pp. 26-30
- Activity Book (AB):**
Chapter 5, pp. 17-20

Notes: _____

David & Goliath

PREPARATION

Prayer: Hail Mary -
ST p. 155

Scripture: 2 Samuel 7:16
- ST p. 41

Sacred Art: *David with
the Head of Goliath* -
ST p. 40

PROCLAMATION

God called David to be king and promised that the Savior would come from his descendants as part of His great plan of love. David taught us many things about trusting in God, loving Him, and speaking to Him in prayer.

EXPLANATION


- David relied on God and slew Goliath.
 - Fear: *Begin* - **TM p. 90**
 - David and Goliath: *Develop # 3* - **TM p. 90**
- Israel wanted an earthly king for its nation.
 - King: *Begin & Develop # 1* - **TM p. 88**
 - Compare Saul and David: *Develop # 5* - **TM p. 88**
 - Activity - **AB p. 29**
- David is a model to us as a man of prayer.
 - Psalms: *Develop # 4* - **TM p. 90**
 - Prayer: *Develop # 2, 3, 4, 5* - **TM p. 92**
- God promised that the Savior would be a descendant of David.
 - David foreshadows Jesus: *Begin & Develop # 2* - **TM p. 94**

APPLICATION

- God wants to be the King of our hearts. Think about whether you always put God first in your life and trust Him.
- David showed his love by trusting in God. How can we show our love for God by trusting Him?
- David also showed his love for God by writing beautiful songs for God. Look up one of the Psalms and say it as a prayer to express your love for God.
- Use a talent you have to give glory to God, your King.
- Think of a way you can be a good Christian leader in your home or school. Do it.

CELEBRATION

- Saint: *Saint Louis of France* - **TM p. 89**
- Song: *The King of love my shepherd is* - **Adoremus Hymnal # 580**
- Student reading for next lesson: Chapters 9 & 10 - **ST pp. 45-52**
- Concluding prayer: Thank God for Christ our King. Ask Him to give to the students Jesus' kingly qualities so that they can be good Christian leaders. Lead the students in praying the Act of Contrition. - **ST p. 158**



- Teacher's Manual (TM):**
Chapter 8, pp. 87-100
(Lessons 1-4)
- Student Textbook (ST):**
Chapter 8, pp. 40-44
- Activity Book (AB):**
Chapter 8, pp. 29-32

Notes: _____

1st-3rd Commandments

■ PREPARATION

Prayer: Hail Mary - ST p. 155

Scripture: Deuteronomy 6:5 - ST p. 45 / Psalm 118:24 - ST p. 51

Sacred Art: *Angel in Adoration* (detail) - ST p. 46

■ PROCLAMATION

The first three Commandments tell us we should love God above all else.

■ EXPLANATION


- There is one true God and we are to worship Him alone.
 - Why we love God: *Begin* - **TM p. 102**
 - First Commandment: *Begin & Develop # 4* - **TM p. 104**
 - Church etiquette: *Develop # 5* - **TM p. 104**
- We must use God's name with reverence.
 - Calling someone by name: *Develop # 3, 4* - **TM p. 106**
 - Praying in Jesus' name: *Develop # 5* - **TM p. 106**
 - Activity - **AB p. 35**
- We must keep holy the Lord's Day.
 - The Sabbath: *Begin & Develop # 2* - **TM p. 114**
 - The Lord's Day: *Develop # 5, 6* - **TM p. 114**
 - Participation in the Mass: *Develop # 5* - **TM p. 116**
 - Growing in holiness: *Develop # 2* - **TM p. 120**
 - Review: *Develop # 5* - **TM p. 120**

■ APPLICATION

- How are we to reverence God in Church? How do these actions show that we love God above all else?
- Name some ways we can make sure that we do not have false gods. What are some ways we can show God that we believe He is the one true God?
- How can we keep the Lord's Day holy in addition to going to Mass?
- Pay special attention at Mass and participate in all of it. Pray in your mind and heart, and pray out loud in the appropriate places.
- What are some ways that we can reverence God's name every day? Pray a prayer in Jesus' name, remembering the power of using His name in prayer.
- Do you truly worship God at Mass? How can you try to stay focused?

■ CELEBRATION

- Saint: *Saint Thomas Aquinas Facts* - **TM p. 105**
- Song: *Holy God, we praise thy name* - **Adoremus Hymnal # 461**
- Student reading for next lesson: Chapter 11 - **ST pp. 53-57**
- Concluding prayer: Lead the students in praying the Acts of Faith, Hope, and Love. - **ST pp. 157-158**



- Teacher's Manual (TM):** Chapter 9, pp. 101-112 (Lessons 1-4) / Chapter 10, pp. 113-124 (Lessons 1-4)
- Student Textbook (ST):** Chapter 9, pp. 45-49 / Chapter 10, pp. 50-52
- Activity Book (AB):** Chapter 9, pp. 33-36 / Chapter 10, pp. 37-39

Notes: _____

4th-5th Commandments

■ PREPARATION

Prayer: Hail Mary -
ST p. 155

Scripture: Luke 2:29 -
ST p. 53

Sacred Art: *Holy Family* -
ST p. 54

■ PROCLAMATION

We can love God by honoring our parents and respecting life.

■ EXPLANATION


- We must honor our father and mother and respect and obey those in authority.
 - Parents' responsibilities: *Develop # 4* - **TM p. 126**
 - Parents: *Develop # 5* - **TM p. 126**
 - Authorities: *Begin* - **TM p. 130**
 - Respect: *Develop # 5* - **TM p. 130**
 - Activity - **AB p. 42**
- The Holy Family is a perfect model of love and obedience.
 - Love and obedience: *Develop # 5* - **TM p. 128**
 - Model for all families: The Holy Family - **TM p. 129**
- You shall not kill.
 - Author of life: *Develop # 2* - **TM p. 132**
 - Types of killing: *Develop # 3, 4, 5* - **TM p. 132**

■ APPLICATION

- Name some ways you can show your love for God by honoring your parents.
- What should you do if you realize you have not obeyed your parents?
- Can you think of a time when obeying you parents made you happy?
- Make a list of ways that you can obey those in authority. (Priests, parents, teachers, coaches, etc.)
- How can you respect life and help others to respect life?

■ CELEBRATION

- Saint: *Married Saints* - **TM p. 127**
- Song: *O Lord, the Giver of all life* - **Adoremus Hymnal # 609**
- Student reading for next lesson: Chapter 12 - **ST pp. 58-63**
- Concluding prayer: Thank God for our parents and for those in authority. Lead the students in praying the Act of Contrition. - **ST p. 158**



- Teacher's Manual (TM):**
Chapter 11, pp. 125-136
(Lessons 1-4)
- Student Textbook (ST):**
Chapter 11, pp. 53-57
- Activity Book (AB):**
Chapter 11, pp. 41-44

Notes: _____

6th-10th Commandments

■ PREPARATION

Prayer: Hail Mary - ST p. 155

Scripture: Romans 13:9 - ST p. 59

Sacred Art: *Annunciation* (detail) - ST p. 58

■ PROCLAMATION

In the 6th-10th Commandments God calls us to love our neighbors.

■ EXPLANATION


- Our bodies are created by God and are temples of the Holy Spirit, so we must respect them.
 - Temples of the Holy Spirit: *Develop # 4 - TM p. 138*
 - Purity and modesty: *Develop # 6, 7 - TM p. 138*
- God calls us to be faithful as He is faithful.
 - Faithfulness: *Develop # 2 - TM p. 140*
 - Preparation: *Develop # 3 - TM p. 140*
- We should be satisfied with what God has given us.
 - 7th Commandment: *Develop # 3 - TM p. 142*
 - 10th Commandment: *Develop # 4 - TM p. 142*
 - Respecting and sharing property: *Develop # 5, 6, 7 - TM p. 142*
- We should always be truthful.
 - Importance of truth: *Begin - TM p. 144*
 - Falsehoods: *Develop # 2 - TM p. 144*
 - 8th Commandment: *Develop # 5, 6 - TM p. 144*
 - Activity - **AB p. 48**

■ APPLICATION

- Must we dress in a way that shows that we respect our bodies and that we understand that it is a temple of the Holy Spirit?
- If you break something that is someone else's property, what should you do?
- Say a prayer of thanksgiving for the things that God has given you.
- Write a prayer asking God to show His will for your life.

■ CELEBRATION

- Saint: *Saint Augustine and Grace - TM p. 139*
- Song: *God Father, praise and glory - Adoremus Hymnal # 464*
- Student reading for next lesson: Chapters 13 & 14 - **ST pp. 64-72**
- Concluding prayer: Ask God to help the students grow in holiness and to reveal their vocations to them. Lead the students in praying the Act of Contrition. - **ST p. 158**



- Teacher's Manual (TM):**
Chapter 12, pp. 137-152
(Lessons 1-4)
- Student Textbook (ST):**
Chapter 12, pp. 58-63
- Activity Book (AB):**
Chapter 12, pp. 45-48

Notes: _____

Mercy & Forgiveness / Sacrament of Penance

PREPARATION

Prayer: Hail Mary -
ST p. 155

Scripture: Psalms 41:5
- ST p. 65 / John 20:23
- ST p. 69

Sacred Art: *Way to Calvary* (detail) - ST p. 64

PROCLAMATION

God's merciful love is endless and He desires that we receive His forgiveness and grace in the Sacrament of Penance.

EXPLANATION


- God's merciful love is endless and He wants to forgive our sins.
 - God never stops loving us: *Develop # 4 - TM p. 154*
 - Jesus forgives Peter and the woman who poured oil on Jesus' feet: *Develop # 2, 3, 6 - TM p. 156*
 - Jesus gives us the Sacrament of Penance for the forgiveness of sins.
 - Names for the Sacrament of Penance: *Develop # 4 - TM p. 158*
 - Jesus gave us this Sacrament: *Develop # 5 - TM p. 158*
 - Effects of the Sacrament of Penance: *Develop # 2 - TM p. 160*
 - Preparing to receive the Sacrament of Penance.
 - Prodigal Son: *Develop # 2, 3 - TM p. 166*
 - Steps to prepare: *Develop # 2 - TM p. 168*
- Receiving the Sacrament of Penance.
- Steps to confessing: *Develop # 2 - TM p. 170*
 - Sacramental seal of confession: *Develop # 3 - TM p. 170*
 - Importance of the Sacrament of Penance: *Develop # 5 - TM p. 172*

APPLICATION

- How can we be good sheep for Jesus?
- Examine your conscience and think of people from whom you may need to ask forgiveness. Make a point of asking forgiveness from those people.
- When you say you are sorry, be sure to really mean that you are sorry. God desires us to be truly sorry for our sins so that He can forgive them. Ask God for the grace to be truly sorry for your sins.
- All sins can be forgiven, but we must also change our ways (repent). Try to do something this week to change your ways in regards to a sin with which you struggle.
- Set aside some time to make an in depth examination of conscience before the next time you go to Confession.

CELEBRATION

- Saint: *Saint Peter Facts - TM p. 161 / The Curé of Ars - TM p. 173*
- Song: *Jesus, Lover of my soul - Adoremus Hymnal # 604*
- Student reading for next lesson: Chapters 15 - *ST pp. 73-77*
- Concluding prayer: Thank Jesus for His mercy. Lead the students in praying the Act of Contrition. - *ST p. 158*



- Teacher's Manual (TM):**
Chapter 13, pp. 153-164 (Lessons 1-4) /
Chapter 14, pp. 165-176 (Lessons 1-4)
- Student Textbook (ST):**
Chapter 13, pp. 64-67 /
Chapter 14, pp. 68-72
- Activity Book (AB):**
Chapter 13, pp. 49-52 /
Chapter 14, pp. 53-56

Notes: _____

Annunciation / Incarnation / Nativity

PREPARATION

Prayer: Prayer of Fatima - ST p. 158

Scripture: Matthew 1:23 - ST p. 73

Sacred Art: *The Adoration of the Shepherds* - ST p. 74

PROCLAMATION

In Christ, God became man. Jesus was born of the Virgin Mary to redeem man.

EXPLANATION


- God, through the angel Gabriel, invited Mary to be the mother of His Son. Mary said yes and conceived by the power of the Holy Spirit, yet remained a virgin. God became man.
 - God’s plan: *Develop # 6 - TM p. 178*
 - Annunciation: *Develop # 3, 8 - TM p. 180*
- Mary, from the first moment of her life, was free from Original Sin.
 - Immaculate Conception: *Develop # 4 - TM p. 178*
 - Immaculate Conception: *Develop # 2 - TM p. 182*
- Jesus was born of the Virgin Mary to redeem man.
 - Nativity: *Develop # 2, 3 - TM p. 184*

APPLICATION

- To whom is Mary always trying to lead you? What does her life teach us about how to respond to God?
- *Reinforce # 2 - TM p. 182*
- *Reinforce # 3 - TM p. 182*
- In the Incarnation, God became man. What are some ways we can adore Jesus like the shepherds did and honor Him as king like the wise men did?
- Why do you think Jesus chose to be born in a stable?

CELEBRATION

- Saint: *Saint Nicholas and Santa Claus - TM p. 181*
- Song: *Once in royal David’s city - Adoremus Hymnal # 328*
- Student reading for next lesson: Chapters 16 & 17 - **ST pp. 78-86**
- Concluding prayer: Thank Jesus for becoming man. Lead the students in praying the Apostles’ Creed. - **ST p. 156**



- Teacher’s Manual (TM):**
Chapter 15, pp. 177-188 (Lessons 1-4)
- Student Textbook (ST):**
Chapter 15, pp. 73-77
- Activity Book (AB):**
Chapter 15, pp. 57-60

Notes: _____

Hidden Life / Baptism of Jesus / Miracles

■ PREPARATION

Prayer: Prayer of Fatima - ST p. 158

Scripture: Luke 2:52 - ST p. 79 / John 6:14 - ST p. 83

Sacred Art: *Baptism of Christ* (detail) - ST p. 78 / *The Marriage at Cana* - ST p. 82

■ PROCLAMATION

Just as Jesus' baptism was the beginning of His public mission, by our Baptism we are prepared and sent on our mission as Christians. Jesus performed many miracles that show He is the Savior of the world.

■ EXPLANATION

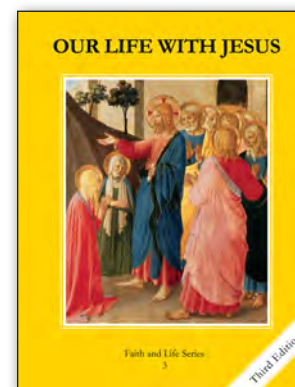
- Jesus led an ordinary Jewish life before His public years.
 - Presentation of Jesus; *Develop # 2* - **TM p. 190**
 - Daily life: *Develop # 2* - **TM p. 192**
 - Hidden life: *Develop # 6* - **TM p. 192**
- Jesus was baptized, even though He is sinless, as an example for us at the beginning of His public life.
 - John the Baptist: *Develop # 3* - **TM p. 194**
 - Baptism of Jesus and the Trinity: *Develop # 4, 5* - **TM p. 194**
 - Baptism of Jesus: *Begin* - **TM p. 196**
- Jesus' miracles show that He is God. Jesus gave us parables to teach us more about who He is and our friendship with Him.
 - Wedding at Cana: *Develop # 7* - **TM p. 204**
 - Raising of Lazarus: *Develop # 2* - **TM p. 208**
 - Multiplication of the loaves and fishes: *Develop # 2* - **TM p. 206**
 - Parables: *Develop # 3* - **TM p. 208**
 - Conversion: *Develop # 4* - **TM p. 210**

■ APPLICATION

- Reinforce # 1 - **TM p. 192**
- Reinforce # 4 - **TM p. 192**
- Conclude # 2 - **TM p. 196**
- Discuss what a miracle is. Who can perform miracles?
- Every time you go to Mass there is a miracle that occurs. What is this miracle? How does this show us that Jesus is God?

■ CELEBRATION

- *The Visitation and Saint Elizabeth* - **TM p. 195** / *Saint Philomena: The Wonder Worker* - **TM p. 211**
- Song: Hail to the Lord's Anointed! - **Adoremus Hymnal # 354**
- Student reading for next lesson: Chapter 18 - **ST pp. 87-91**
- Concluding prayer: Thank Jesus for His baptism and ours, and for His many miracles. Lead the students in praying the Apostles' Creed. - **ST p. 156**



- Teacher's Manual (TM):**
Chapter 16, pp. 189-202 (Lessons 1-4) /
Chapter 17, pp. 203-214 (Lessons 1-4)
- Student Textbook (ST):**
Chapter 16, pp. 78-81 /
Chapter 17, pp. 82-86
- Activity Book (AB):**
Chapter 16, pp. 61-63 /
Chapter 17, pp. 65-68

Notes: _____

The Last Supper

■ PREPARATION

Prayer: Prayer of Fatima - ST p. 158

Scripture: 1 Corinthians 11:24 - ST p. 87

Sacred Art: *The Lord's Supper* - ST p. 88

■ PROCLAMATION

At the Last Supper Jesus celebrated the Passover with His Apostles. This is the first Mass.

■ EXPLANATION


- Jesus celebrated Passover with His Apostles.
 - Passover: *Develop # 3, 4* - **TM p. 216**
 - Washing of the feet: *Begin* - **TM p. 218**
 - Apostles: *Develop # 1* - **TM p. 218**
- Jesus gives us the gift of Himself in the Eucharist.
 - Miracles: *Begin* - **TM p. 220**
 - Teachings on the Eucharist: *Develop # 3* - **TM p. 220**
 - Covenant: *Develop # 5* - **TM p. 220**
 - Made present: *Do This In Remembrance: To Make Present* - **TM p. 221**
 - Effects of Holy Communion: *Develop # 3* - **TM p. 222**

■ APPLICATION

- Why did Jesus wash the Apostles' feet?
- Jesus taught us to serve one another humbly. What is something you can do this week to imitate Jesus' service?
- How can we better prepare ourselves to receive the Eucharist?
- Talk to your parents this week, sharing with them what you learned about the effects of the Eucharist.
- *Reinforce # 4* - **TM p. 220**

■ CELEBRATION

- Saint: *Saint Pope Pius X* - **TM p. 223**
- Song: *O Thou, who at thy Eucharist didst pray* - **Adoremus Hymnal # 521**
- Student reading for next lesson: Chapters 19 & 20 - **ST pp. 92-100**
- Concluding prayer: *Pray the Agnus Dei from Mass: Conclude* - **TM p. 216**. Lead the students in praying the Apostles' Creed. - **ST p. 156**



- Teacher's Manual (TM):** Chapter 18, pp. 215-226 (Lessons 1-4)
- Student Textbook (ST):** Chapter 18, pp. 87-91
- Activity Book (AB):** Chapter 18, pp. 69-71

Notes: _____

The Holy Spirit

■ PREPARATION

Prayer: Morning Offering - ST p. 157

Scripture: Isaiah 11:2 - ST p. 125

Sacred Art: *The Descent of the Holy Spirit* - ST p. 124

■ PROCLAMATION

The Holy Spirit descended on the Apostles and Mary and the Church was born. The Holy Spirit is the Third Person of the Trinity. He comes to dwell in us and give us His gifts.

■ EXPLANATION

- The Holy Spirit descended on the Apostles and Mary at Pentecost, ten days after Jesus' Ascension.
 - Upper room: *Begin & Develop # 2 - TM p. 316*
 - The Holy Spirit is God: *Develop # 6 - TM p. 316*
 - Removal of obstacles: *Begin & Develop # 2 - TM p. 318*
 - Saint Peter preached on Pentecost: *Develop # 3, 4 - TM p. 318*
 - Pentecost is the birthday of the Church: *Develop # 5 - TM p. 318*
 - Activity - **AB p. 102**
- We receive the Holy Spirit in Baptism.
 - Baptism: *Develop # 2 - TM p. 320*
 - We are temples of the Holy Spirit: *Develop # 3, 4, 5, 7 - TM p. 320*
 - Theological virtues: *Develop # 1 - TM p. 322*
- We receive the gifts of the Holy Spirit.
 - Gifts of the Holy Spirit: *Develop # 2 - TM p. 322*

■ APPLICATION

- Think about the Holy Spirit living in you because of your Baptism.
- Because we are temples of the Holy Spirit, how should we act?
- When you have a job in your family or school, ask the Holy Spirit to overcome obstacles for you as He did for the Apostles.
- The Apostles prayed for nine days after Jesus ascended into Heaven. What are some of the things you think they prayed for?

■ CELEBRATION

- Song: *Come, Holy Ghost, Creator blest - Adoremus Hymnal # 443*
- Student reading for next lesson: Chapters 27 & 28 - ST pp. **129-139**
- Concluding prayer: Pray the Holy Spirit Prayer - **TM p. 317**. Lead the students in praying the Prayer to Saint Michael. - **ST p. 158**



- Teacher's Manual (TM):** Chapter 26, pp. 315-326 (Lessons 1-4)
- Student Textbook (ST):** Chapter 26, pp. 124-128
- Activity Book (AB):** Chapter 26, pp. 101-104

Notes: _____

The Church / The Seven Sacraments

■ PREPARATION

Prayer: Morning Offering - ST p. 157

Scripture: 1 Corinthians 12:27 - ST p. 129 / John 10:27-28 - ST p. 135

Sacred Art: *Saint Augustine and the Child on the Seashore* (detail) - ST p. 130

■ PROCLAMATION

Jesus founded the Catholic Church and it is through the Church that we receive the Sacraments. Through the Sacraments we are united to God and filled with His grace.

■ EXPLANATION


- Jesus founded the Church and gave her leaders to carry on His work.
 - Founding the Church: *Develop # 2 - TM p. 328*
 - Pope: *Develop # 5, 6 - TM p. 328*
 - Bishop: *Begin & Develop # 3, 5, 6 - TM p. 330*
 - Other roles in the Church: *Develop # 2 - TM p. 332*
- The Church is the Body of Christ.
 - Mystical Body of Christ: *Develop # 2, 4, 5 - TM p. 334*
- Jesus instituted the seven Sacraments.
 - Sacraments are signs: *Begin & Develop # 3, 4 - TM p. 340*
 - Baptism, Penance, and Eucharist: *Develop # 1 - TM p. 342*
 - Confirmation: *Develop # 2 - TM p. 344*
 - Holy Orders and Matrimony: *Develop # 3 - TM p. 344*
 - Anointing of the Sick: *Develop # 4 - TM p. 344*

■ APPLICATION

- God entrusts each of us with roles in our family and parish. Ask God to reveal what roles He wishes you to fulfill.
- What is the meaning of Jesus giving Saint Peter the keys of the Kingdom?
- Have you ever thought that God might be calling you to a religious vocation? Pray that you will know and follow God's will in your life.
- How does our reception of the Sacraments help us to do God's will?
- The Pope has intentions that he wants us to join him in praying for. Remember to pray for the Pope's intentions this week.

■ CELEBRATION

- Have the students renew their baptismal promises. Activity - **AB p. 110**
- Song: *The Church's one foundation - Adoremus Hymnal # 560*
- Student reading for next lesson: Chapter 29 - **ST pp. 140-143**
- Concluding prayer: Thank God for giving us our Pope. Pray that God will guide the Holy Father and keep him in good health. Lead the students in praying the Prayer to Saint Michael. - **ST p. 158**



Teacher's Manual (TM):
Chapter 27, pp. 327-338 (Lessons 1-4) /
Chapter 28, pp. 339-350 (Lessons 1-4)

Student Textbook (ST):
Chapter 27, pp. 129-133 /
Chapter 28, pp. 134-139

Activity Book (AB):
Chapter 27, pp. 105-108 /
Chapter 28, pp. 109-112

Notes: _____

The Blessed Virgin Mary

■ PREPARATION

Prayer: Morning Offering - ST p. 157 | **Scripture:** John 19:26-27 - ST p. 141 | **Sacred Art:** *The Assumption of the Virgin* - ST p. 140

■ PROCLAMATION

We honor Mary, because she is the mother of our Savior. Jesus gave her to us as our mother. She leads us to Jesus.

■ EXPLANATION


- Jesus gives Mary to us to be our mother.
 - Mary is our mother: *Develop # 2, 3* - **TM p. 352**
- Mary is the Immaculate Conception.
 - Immaculate Conception vs. virginal conception: *Begin* - **TM p. 354**
- Mary was assumed into Heaven, crowned Queen and now intercedes for us with her Son.
 - Intercession: *Begin & Develop # 3* - **TM p. 356**
 - Virtues of Mary: *Begin & Develop # 2* - **TM p. 358**
 - The Assumption: *Develop # 3* - **TM p. 358**
 - Queen of Heaven: *Develop # 4, 5* - **TM p. 358**

■ APPLICATION

- Think of Mary as your spiritual mother. How does Mary care for your soul?
- Mary followed God’s will for her. Think about what God’s will is for you.
- Make a Marian altar and honor Mary by placing flowers on the altar. Thank her for saying yes to God and ask her to intercede for us so we too can say yes to God.
- Teach someone you know why we honor Mary. Ask Mary to lead you both closer to Jesus her Son.

■ CELEBRATION

- Saint: *Juan Diego and Our Lady of Guadalupe* - **TM p. 357**
- Song: *Hail, holy Queen enthroned above* - **Adoremus Hymnal # 530**
- Student reading for next lesson: Chapter 30 - **ST pp. 144-147**
- Concluding prayer: Thank Mary for saying yes to God so that Jesus could be born and we could be saved from our sins. Lead the students in praying a decade of the Rosary.



- Teacher’s Manual (TM):**
Chapter 29, pp. 351-362 (Lessons 1-4)
- Student Textbook (ST):**
Chapter 29, pp. 140-143
- Activity Book (AB):**
Chapter 29, pp. 113-116

Notes: _____

The Communion of Saints

■ PREPARATION

Prayer: Morning Offering - ST p. 157

Scripture: 1 Corinthians 2:9 - ST p. 145

Sacred Art: *Rose Window of the South Transept: The Wise and the Foolish Virgins* - ST p. 144

■ PROCLAMATION

Jesus' death and Resurrection give the members of His Mystical Body life after death. We should pray that all His people may be united with Him in Heaven. Our eyes and hearts should always be kept on Heaven, because our true home is to be there with God.

■ EXPLANATION


- Death is the beginning of eternal life.
 - Death: *Develop # 2, 3, 6* - **TM p. 364**
 - Funerals: Rite of Funerals - **TM p. 365**
 - Praying for the dead: *Develop # 5* - **TM p. 366**
- The Communion of Saints encompasses the whole Church.
 - Communion of Saints - *Develop # 2, 3, 4* - **TM p. 368**
 - Activity - **AB p. 119**
- Our goal in life is to get to Heaven.
 - Virtues for Heaven: *Develop # 1, 2, 3, 5* - **TM p. 370**

■ APPLICATION

- Our ultimate goal in life is to get to Heaven. It is our true home. Always remember this goal in everything that you do in life.
- Who is in Heaven besides the Blessed Trinity and Mary?
- Did you know that Mass and Holy Communion are a foretaste of Heaven? The next time you are at Mass remember that the angels and saints are celebrating with us around the altar.
- Give words of hope to someone who has lost a friend or family member. Let them know that Jesus loves them.
- Pray for the souls in Purgatory.

■ CELEBRATION

- Saint: *Saint Faustina Kowalska* - **TM p. 367**
- Song: For all the saints - **Adoremus Hymnal # 590**
- Concluding prayer: Pray for the living and the dead, asking that God's mercy will bring them to eternal happiness in Heaven. Teach the students to pray for a happy death. Lead them in praying the Prayer to Saint Michael. - **ST p. 158**



- Teacher's Manual (TM):** Chapter 30, pp. 363-376 (Lessons 1-4)
- Student Textbook (ST):** Chapter 30, pp. 144-147
- Activity Book (AB):** Chapter 30, pp. 117-119

Notes: _____
